



Santa Maria
WATER DISTRICT

2017 ANNUAL REPORT

Foreword

The original water system of Santa Maria, Bulacan was constructed in 1931 under Mayor Agustin Morales and was managed and operated by the defunct National Waterworks and Sewerage Authority (NAWASA). With the dissolution of the latter in 1971, management was turned over to the local government. However, the water system could not be maintained and operated efficiently due to lack of funds. In order to address this predicament, **Santa Maria Water District (SMWD)** was established on September 26, 1986 by virtue of Sangguniang Bayan Resolution No. 12 series of 1986.

With the formation of SMWD, it fully took over the operations and management of the water supply system from the municipal government in accordance with the Presidential Decree No. 198 (as amended by P.D. No. 768, 1479 and 9286) also known as the Provincial Water Utilities Act of 1973.

A total of 241 concessionaires, three (3) production wells at Dulong Bayan, Macaiban and Villarica (the third well became idle due to low water pressure on December 1994) and one (1) concrete reservoir at Gulod, Poblacion were turned over to the SMWD.

On September 28, 1987, the Local Water Utilities Administration (LWUA) issued the Conditional Certificate of Conformance (CCC) No. 310 enabling financial, technical and regulatory services for SMWD and it entitled the SMWD to all the rights and privileges provided under P.D. 198, as amended.

As of December 31, 2017, SMWD has twenty-two (22) pump stations serving 30,345 active connections which represents 55% of the total households in the municipality covering 22 barangays.

Contents

1 SMWD Logo

2 Vision, Mission Statement

3 Core Values

4 SMWD Profile

Organization

Existing Facilities

5 2017 Operational and Financial Highlights

Existing Water Rates and Service Connections

Water Production

Financial Data

Water Sales and Collection

Income and Expenses, Net Income

Assets and Liabilities

Number of Personnel

6 Programs, Plans and Activities

Accomplished Projects

Water Saver Program

Fire Safety Seminar and Fire Drill

7 2013-2017 Operational Highlights



SMWD LOGO

The SMWD Logo is composed of a leaf and water wave wherein from the leaf comes the water wave and then the water goes back to the leaf once again.

The leaf represents the environment and water wave represents our water supply. It shows that we get our water supply from our environment and in return, we take care of our environment by protecting the water resources.

The water drop on the center represents the whole Municipality of Santa Maria, and the circle that surrounds it shows the adequate, reliable and potable water supply that Santa Maria Water District can provide to its concessionaires.

The logo may also be pictured as the image of an eye, an eye that will serve as our instrument in rendering excellent and responsive customer service with the highest degree of professionalism and competence as a world-class water supply and sewerage service provider.

MISSION

To be a world-class water supply and sanitation service provider in the Municipality of Santa Maria, Bulacan by 2030.

VISION

To achieve customer satisfaction by providing adequate, reliable and potable water supply and sanitation services while preserving the environment for sustainable community development.

CORE VALUES

COMPETENCE Providing service and executing tasks successfully and efficiently.

RESPONSIBILITY To satisfactorily perform or complete assigned tasks in aiming to the success of SMWD.

UNITY Oneness of desire to serve and achieve the vision of SMWD.

SERVICE Being eager to supply and prioritize the public need of the community.

ACCOUNTABILITY Accepting and acknowledging responsibilities for tasks, actions, decisions and policies that encompasses the wholeness of being a public servant.

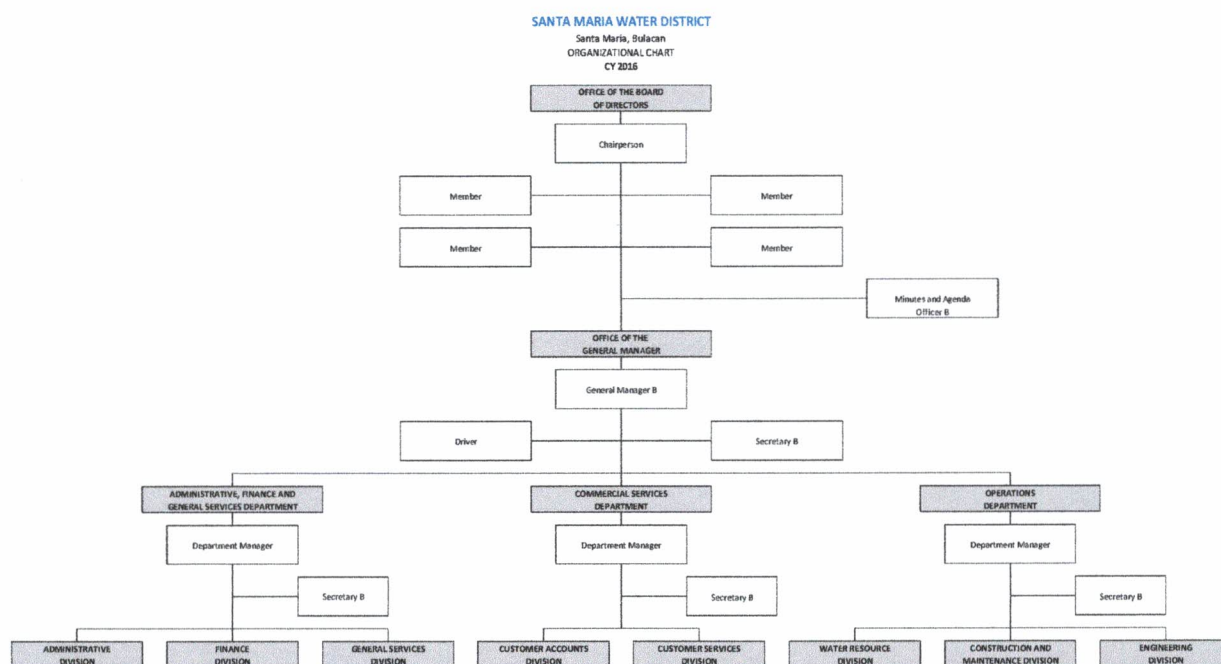
INTEGRITY Always aiming to uphold the state of being undivided and standing for what is true and noble for SMWD.

DEDICATION Willingness to run extra mile to give service to the public, and giving 100% commitment to SMWD.

SMWD PROFILE

1. ORGANIZATION

The Santa Maria Water District was categorized as Category “B” with the onset of the Revised LWD-MaCRO. The Certificate of Category B WD was issued by the Local Water Utilities Administration (LWUA) last April 2, 2012. The Plantilla of Position was then approved by DBM in July 3, 2014 with 109 career positions. As of December 31, 2017, the SMWD employs 112 personnel: Regular – 77, Casual – 6, Job Order – 29.



A. The Board of Directors is composed of:

NAME	POSITION	SECTOR
1. Mrs. Miguela G. Pleyto	Chairman	Women Sector
2. Mrs. Carmelita D. Francisco	Vice-Chairman	Civic Oriented Sector
3. Mrs. Amelia S, de Jesus	Secretary	Education Sector
4. Mrs. Teodora J. Catiis	Auditor	Business Sector
5. Engr. Brian Emerson Hernandez	PRO	Professional Sector

B. The Management Team:

Name	Designation	Contact Number
Engr. Carlos N. Santos Jr.	General Manager	09178150521
<i>Admin., Finance and General Services Department:</i>		
Jovita I. Dalmacio	Department Manager	09171131472
Donna Mae Juan	Industrial Relation Management Assistant	09171389109
Jasmin L. Jose	Industrial Relation Development Assistant	09171393075
Charito S. Fernando	Procurement Analyst	09171388683
Maria Leonora S. Romarate	Administrative/General Services Officer	09171386309
Ginabelle G. Datolayta	Designated Transport Services Officer	09171387672
Jay Fee Del Rosario	Senior Corporate Accountant	09171085503
<i>Commercial Department:</i>		
Mary Diana S. Dela Cruz	Utilities/Customer Accounts Officer	09171387329
Vivian P. Policarpio	Utilities/Customer Services Assistant	09171388416
Ramon Villamin Jr.	Utilities/Customer Services Assistant	09171394021
<i>Operations Department:</i>		
Engr. Emmanuel Enrico A. de Vera	Department Manager	09175160733
Engr. Ermelo R. Perez	Senior Engineer	09171382175
Engr. Mark Anthony I. Tongol	Senior Engineer	09171371507
Engr. Gerson Francisco	Senior Engineer	09171183945
Engr. Edgardo E. Dela Torre	Senior Engineer	

2. EXISTING FACILITIES

The SMWD derives its water supply from the ground water through twenty-two (21) production wells and bulk supply from Philippine Hydro.

The SMWD has four (4) reservoirs with a total capacity of 585 cu. m. of 154,540.65 gallons.

1. Gulod concrete tank – 175 cu. m.
2. Sta. Clara overhead tank – 111 cu. m.
3. Garden Village overhead tank – 209 cu. m. and
4. Glendale – 90 cu. m.

While the total existing distribution pipelines as of December 31, 2017 is at 207,106 LM and the total existing production wells capacity is 297.55 liters per second or 4,716.28 gallons per minute.

2017 OPERATIONAL AND FINANCIAL HIGHLIGHTS

1. EXISTING WATER RATES AND NUMBER OF CONNECTIONS

Category	Meter Size	Minimum Charge	Number of Service Connections as December 31, 2017
Residential	½"	195.00	24,814
Government	½"	195.00	130
Sub-Commercial C	½"	243.75	2,631
Sub-Commercial B	½"	292.50	854
Sub-Commercial A	½"	341.25	788
Commercial A	½"	390.00	734
TOTAL BILLED CONNECTION			29,951
TOTAL ACTIVE CONNECTION			30,345
TOTAL SERVICES			32,086

2. WATER PRODUCTION

2017	Jan	Feb	Mar	Apr	May	Jun	Jul	Aug	Sep	Oct	Nov	Dec	Total
Bulk	294,223	355,513	321,440	376,289	357,235	372,421	360,139	435,794	438,470	420,107	439,676	417,027	4,588,333
Ground	474,073	379,582	361,440	406,157	433,019	424,326	414,593	399,866	430,261	368,222	406,839	369,731	4,868,109
Total	768,296	735,095	682,880	782,446	790,254	796,747	774,732	835,660	868,731	788,329	846,515	786,758	9,456,442

The reduction of non-revenue water (NRW) is one of the improvements realized by SMWD. In 2001, our records showed that the SMWD was losing water in the range of 37-40%. However, with the effective management plan and effort of the employees, the SMWD was able to minimize the NRW at 11.93% fir CY 2017.

3. FINANCIAL DATA

a. Water Sales and Collection

2017	Jan	Feb	Mar	Apr	May	Jun	Jul	Aug	Sep	Oct	Nov	Dec
Water Sales (P)	18.798	16.595	16.278	18.275	19.984	19.901	19.327	18.781	20.642	18.084	19.604	18.030
Collection (P)	18.493	16.392	16.533	17.952	19.735	19.386	19,085	18,608	20.434	17.741	19.447	18.047

The total 29,951 billed connections generate water sales of P224,299,923 for the year 2017. On the other hand, SMWD collected a total of P 221,853,191 which represents 99% of the total billing.

Collection Efficiency	=	98.38%
Collection Ratio	=	97.75%
On Time Paid	=	79.95%

b. Income and Expenses, Net Income

2017	Jan	Feb	Mar	Apr	May	Jun	Jul	Aug	Sep	Oct	Nov	Dec
Income (P)	19.914	17.371	17.221	18.980	20.725	20.857	20.128	19.618	21.188	19.110	20.147	18.729
Expenses (P)	8.161	9.426	9.361	26.975	19,905	18.437	11.439	14.963	10.709	22.862	18.268	32.940
Net Income	11.753	7.945	7.860	-7.995	9.820	2.420	8.689	4.655	10.479	-3.752	1.879	14.211

Total Income	=	P 234,008,491.66
Total Expenses	=	P 194,467,372.52
Net Income	=	P 39,540,119.14

c. Assets, Liabilities and Equity

Total Current Assets	=	P 99,392,865.31
Total Non-Current Assets	=	P 377,995,386.13
Total Current Liabilities	=	P 53,486,187.64
Total Non-Current Liabilities	=	P 150,896,632.61
Total Government Equity	=	P 273,005,431.19

4. NUMBER OF PERSONNEL

a. Regular	=	77
b. Casual	=	6
c. Job Orders	=	29
Total	=	112
d. Number of Connection per Employee	=	270 connection per employee


PROGRAMS, PLANS AND ACTIVITIES

1. ACCOMPLISHED PROJECTS

PROJECT	LOCATION	TOTAL COST (P)	DATE STARTED	TARGET COMPLETION DATE	PROJECT STATUS		REMARKS
					% OF COMPLETION	TOTAL COST INCURRED TO DATE	
I. Proposed Non-Revenue Water Reduction Program							
Brgy. Poblacion Mainline Rehabilitation Project (R. Mercado Street)	Bgy. Poblacion	2,452,078.29	5/6/2017	10/10/2017	100%	2,345,402.16	Pipelaying completed. Transfer of water meter completed. Surface restoration completed.
Brgy. Poblacion Side Street Rehabilitation Project (Lote, Dulong Bayan)	Bgy. Poblacion	1,396,728.93	6/13/2017	8/18/2017	100%	1,431,934.48	Pipelaying completed. Transfer of water meter completed. Surface restoration completed.
Brgy. Mahabang Parang Mainline Rehabilitation Project (Molave to Creek)	Bgy. Mahabang Parang	460,217.53	7/11/2017	10/10/2017	100%	482,220.57	Pipelaying completed. Transfer of water meter completed. Surface restoration to be rectified.
Brgy. Manggahan Side Street Rehabilitation Project (Manggahan Chapel)	Bgy. Manggahan	322,381.50	6/27/2017	10/31/2017	100%	233,009.78	Pipelaying completed. Surface restoration completed. Water meters for transfer.
II. Proposed Expansion/Extension Projects							
Bulk Supply Improvement Project 2017 (300mmØ Pipelines From (Balasing Bridge to Catmon Provincial Road)	Bgy. Catmon	11,294,978.91	4/26/2017	10/31/2017	100%	10,676,463.22	Pipelaying completed. Surface restoration completed.
Brgy. Mag-asawang Sapa Mainline Extension Project (L. Dela Torre Street)	Bgy. Mag-asawang Sapa	2,326,200.10	5/4/2017	11/30/2017	100%	1,750,366.31	Pipelaying completed. Transfer of water meter completed. Surface restoration completed.
Brgy. Pulong Buhangin Side Street Extension Project (Fausto Street)	Bgy. Pulong Buhangin and Bgy. Balasing	1,834,101.18	5/26/2017	11/30/2017	100%	1,436,647.74	Pipelaying completed. Transfer of water meter completed. Surface restoration completed.
Brgy. San Gabriel Mainline Extension Project (Chexers to T-Bakod San Gabriel Road)	Bgy. San Gabriel	1,431,433.31	7/3/2017	10/10/2017	100%	1,611,097.95	Pipelaying completed. Transfer of water meter completed. Surface restoration to be rectified.
Brgy. Buenavista Mainline Extension Project (Sitio Libis)	Bgy. Buenavista	1,064,961.46	RE-ALIGNED				
Brgy. Buenavista Side Street Extension Project (Francisco Street)	Bgy. Buenavista	577,435.79	RE-ALIGNED				
Brgy. Sta. Clara Side Street Extension Project (Kakawate Street)	Bgy. Sta. Clara	178,738.25	7/24/2017	10/7/2017	100%	265,526.83	Pipelaying completed. Transfer of water meter completed. Surface restoration completed.
Brgy. Sta. Tumana Bulk Water Supply Project	Bgy. San Jose Patag and Bgy. Tumana	3,003,779.78	6/3/2017	7/21/2017	100%	2,760,976.03	Pipelaying completed. Transfer of water meter completed. Surface restoration completed.
Brgy. Balasing Side Street Extension Project (Bautista Compound)	Bgy. Balasing	436,003.15	11/24/2017	2/28/2018	70%	349,863.22	Pipelaying completed. On-going transfer of water meter. For Surface Restoration
Brgy. Balasing Side Street Extension Project (Sitio Galas I)	Bgy. Balasing	627,839.67	11/28/2017	2/28/2018	70%	320,061.37	Pipelaying completed. On-going transfer of water meter. For Surface Restoration
Brgy. Balasing Side Street Extension Project (Sitio Galas II)	Bgy. Balasing	676,385.86	11/30/2017	2/28/2018	70%	394,181.54	Pipelaying completed. For transfer of water meter. For Surface Restoration

PROJECT	LOCATION	TOTAL COST (P)	DATE STARTED	TARGET COMPLETION DATE	PROJECT STATUS		REMARKS
					% OF COMPLETION	TOTAL COST INCURRED TO DATE	
III. Proposed Water Meter Cluster Standardization and Rehabilitation Projects							
Pantaleon, Guyong	Bgy. Guyong	194,262.60	2/8/2017	3/7/2017	100%	84,261.71	Completed
Talisay St., Sta. Clara	Bgy. Sta. Clara	129,907.13	7/20/2017	5/26/2017	100%	84,569.10	Completed
Guijo St., Sta. Clara	Bgy. Sta. Clara	279,630.03	12/1/2017	1/31/2018	95%	293,633.41	for Surface Restoration
Gulod St., Patag (Dulo)	Bgy. San Jose Patag	196,565.31	5/18/2017	7/14/2017	100%	82,069.95	Completed
Celeste St., Guyong	Bgy. Guyong	114,296.50	12/18/2017	12/29/2017	100%	55,050.40	Completed
M.Tubig, Guyong	Bgy. Guyong	616,025.00	9/7/2017	12/29/2017	100%	196,008.50	Completed
M.Santos St., Guyong	Bgy. Guyong	407,909.50	3/1/2017	5/31/2017	100%	233,199.61	Completed
Bagbaguin sidestreet near Grace Harbour	Bgy. Bagbaguin	162,832.45	6/19/2017	7/7/2017	100%	49,465.30	Completed
IV. Repairs and Maintenance of Pump Stations							
Pump 3 Celeste - Repainting of Pump House/Discharge Line/Gate/R.Flooring	Bgy. Guyong	150,000.00	4/21/2017	6/30/2017	100%	105,960.00	Completed
Pump 8 Villarica - Repainting of Pump House/Discharge Line/Gate/R.Flooring	Bgy. Poblacion	150,000.00	5/2/2017	6/30/2017	100%	140,031.00	Completed
Pump 18 Kamatis - Repainting of Pump House/Discharge Line/Gate/R.Flooring	Bgy. Tumana	150,000.00	5/2/2017	6/30/2017	100%	126,560.00	Completed
Pump 2 Gulod, Poblacion - Repainting of Pump House/Discharge Line/Gate/R.Flooring	Bgy. Poblacion	150,000.00	5/2/2017	6/30/2017	100%	117,890.00	Completed
V. Proposed Steel Bolted Reservoir							
Bgy. Guyong and San Jose Patag (Steel Bolted Ground Reservoir)	Bgy. Guyong and Bgy. San Jose Patag	25,300,000.00	5/11/2017	3/31/2018	66%	10,822,671.14	Construction of foundation completed. Retaining wall completed. On-going erection of steel panels at Bgy. Guyong.

Construction of 1000 cu.m Storage Tank at Sitio Bato, Bgy. Guyong



Construction of 1000 cum. Storage Tank at Gulod, Bgy. San Jose Patag



2. WATER SAVER PROGRAM

In line with Santa Maria Water District's mission to protect and preserve the environment for sustainable community development, Water Saver Educational Program (WSEP) was introduced.

The said program aims to educate our young water users on the importance of wise water usage and to promote/increase their awareness about water conservation as a life-long behavior. It includes an audio-video presentation, Q&A portion (to check if students listened well to the AVP ☺), intermission number starring SMWD's official mascot – PATAK, and distribution of freebies.

WSEP was initiated by the Customer Services Division on October 2015 and was conducted on eight public schools within the vicinity of Santa Maria. It caters at least 100 Grade VI pupils per school. For the year 2016, twelve public elementary schools were visited for the said orientation.

This year, 2017, SMWD decided to extend the campaign to private elementary schools in town which brought us a total of twenty-four schools (12 public schools and 12 private schools).

Also, in relation to the project under Gender and Development (GAD) which is Water, Sanitation and Hygiene (WASH), we started to give away hygiene kits to participating students to help them observe proper hygiene among themselves. Each set includes a soap, toothbrush and toothpaste.

In the long run, WSEP will not only benefit Santa Maria Water District but also its dear concessionaires as well as the future members of our community.




3. FIRE SAFETY SEMINAR AND FIRE DRILL

In compliance with NDRRMP 2011 to 2028 and to promote awareness and understanding on disasters, the SMWD, in coordination with the Bureau of Fire, conducted a seminar on Fire Safety and Fire Drill on December 19 and, 2017.

December 19, 2017

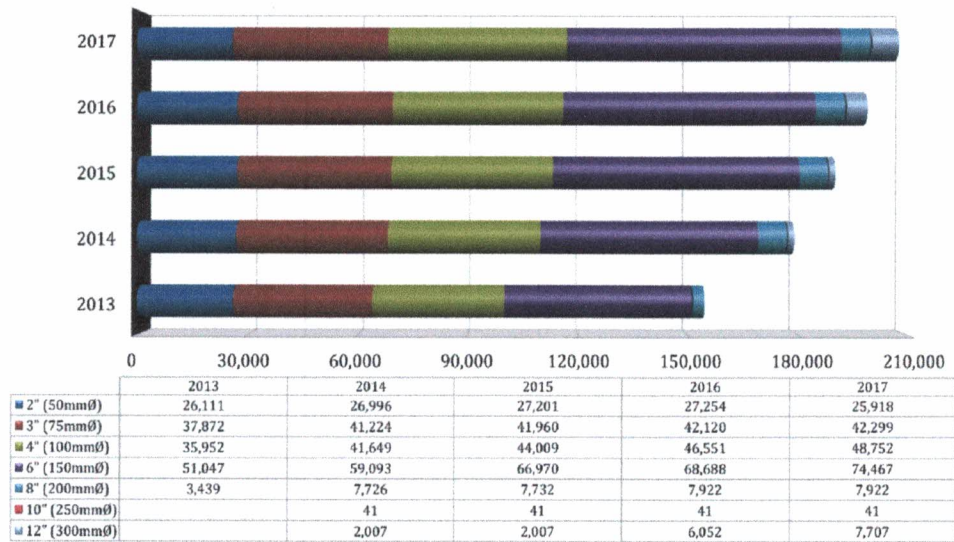


December 28, 2017

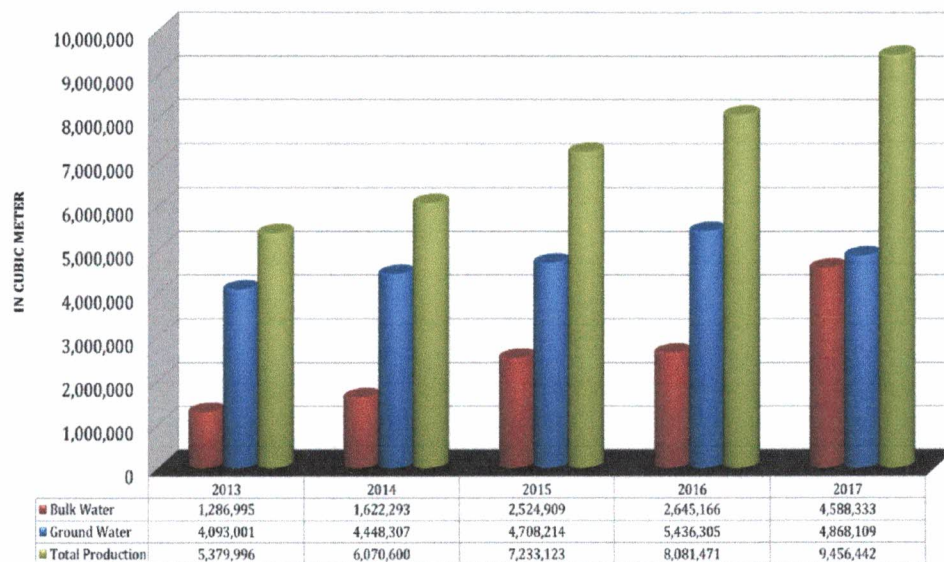


2013 - 2017 OPERATIONAL HIGHLIGHTS

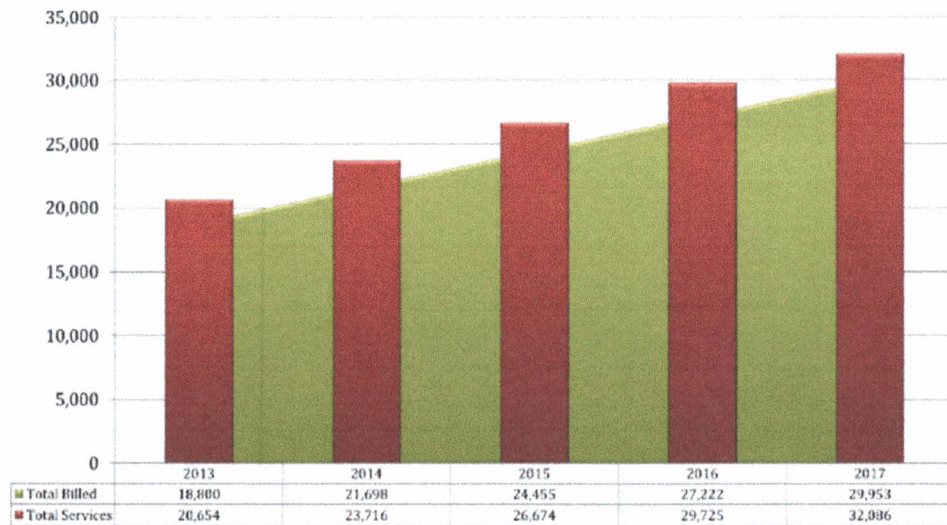
TOTAL PIPELINES (lm)



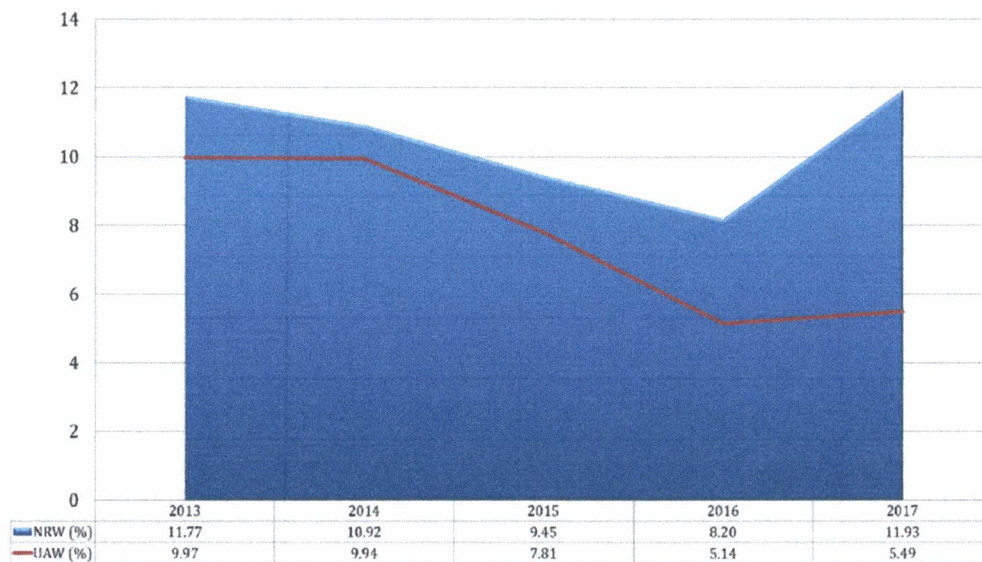
WATER PRODUCTION

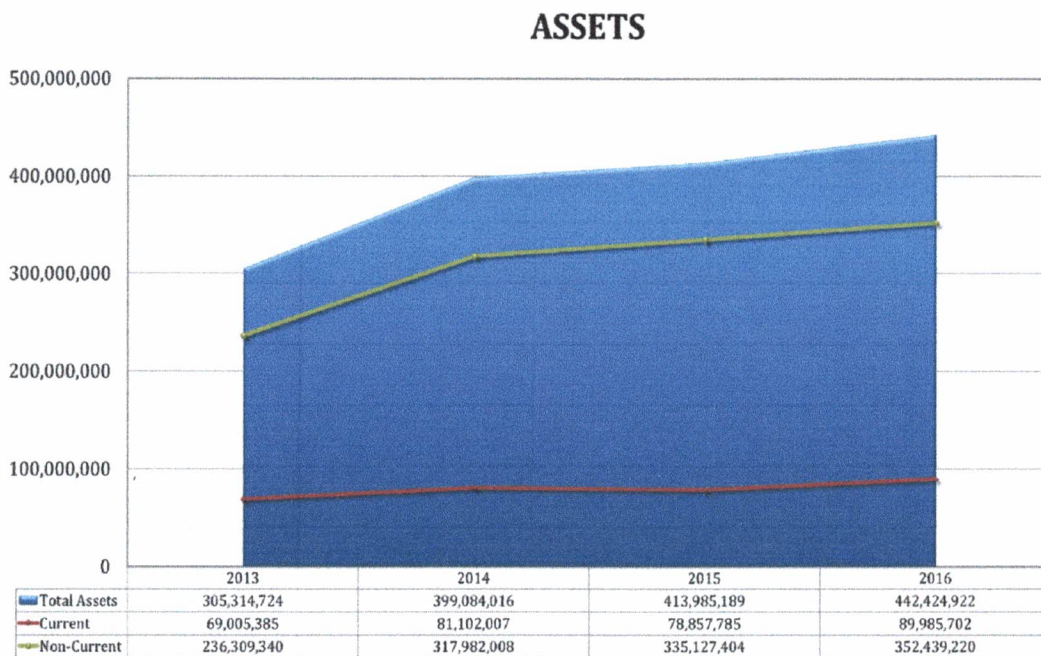
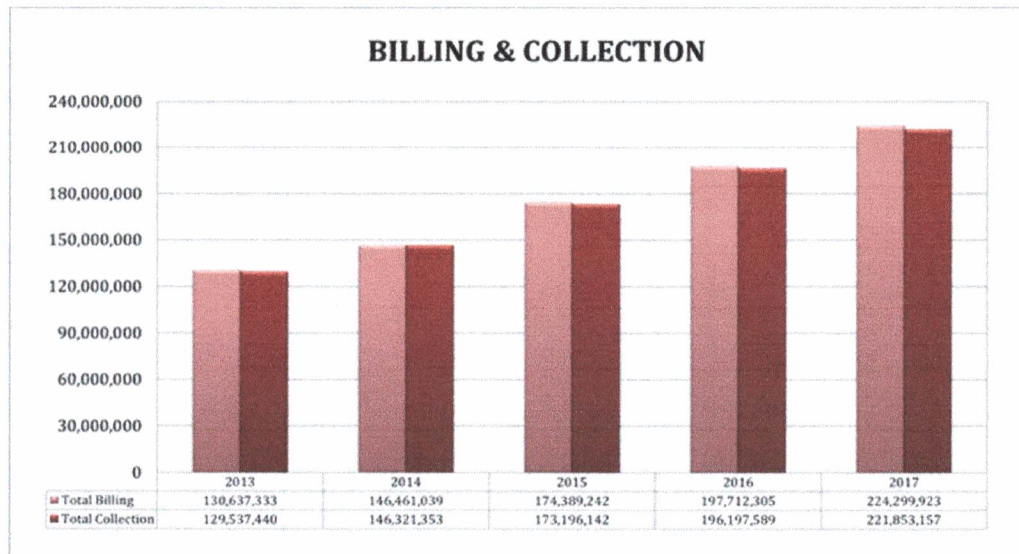


TOTAL BILLED AND TOTAL SERVICES

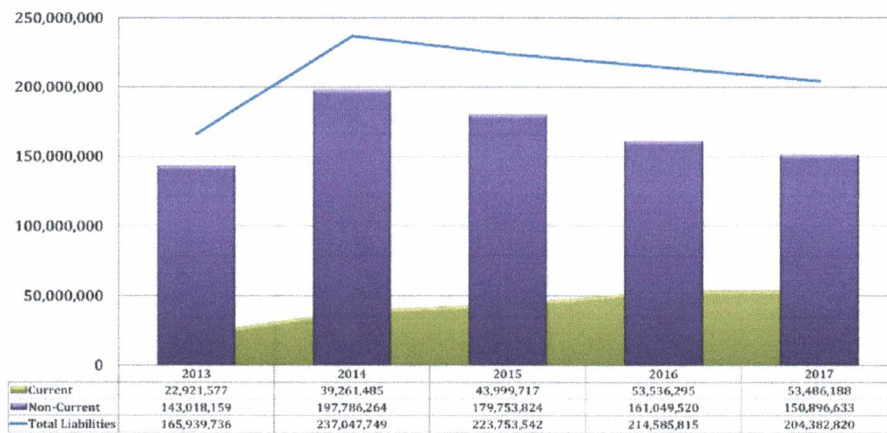


NON-REVENUE & UNACCOUNTED WATER (%)

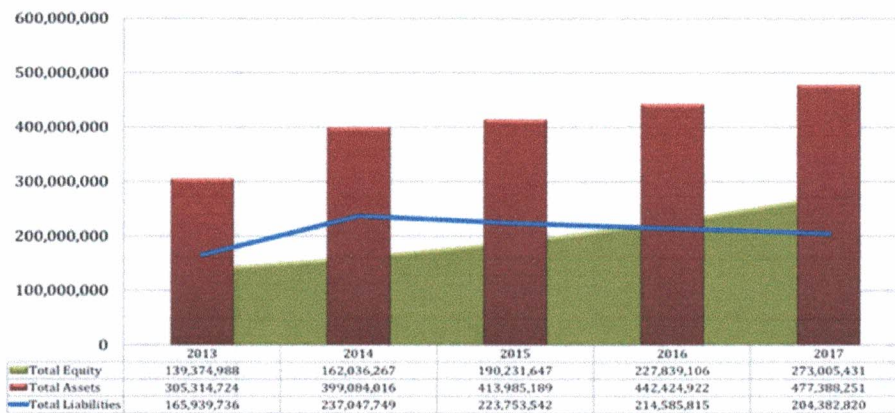




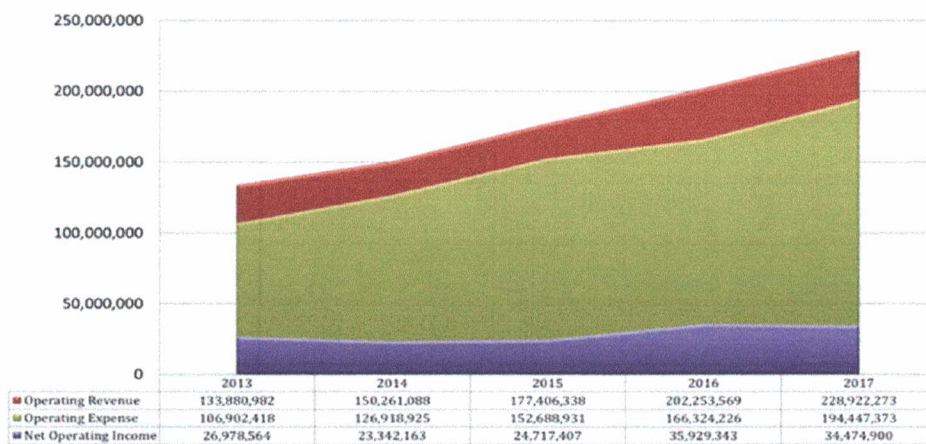
LIABILITIES

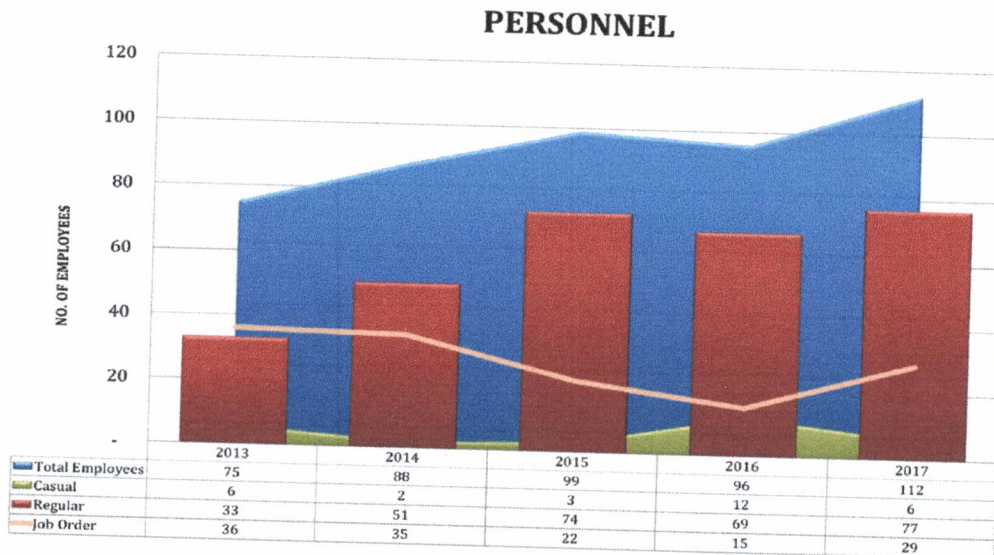
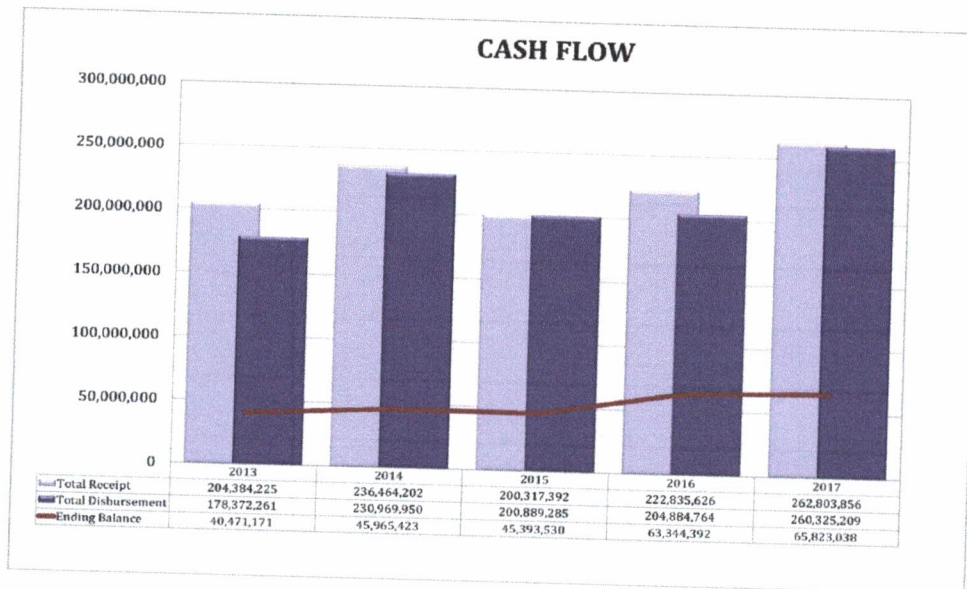


ASSETS, LIABILITIES & EQUITY



OPERATING REVENUE, OPERATING EXPENSE AND NET INCOME





Submitted by:


JOVITA I. DALMACIO
 Division Manager B


ENGR. CARLOS N. SANTOS JR.
 General Manager