

June 20, 2023

P-RFQ No. 2023-054

REQUEST FOR QUOTATION

SUPPLY AND DELIVERY OF VARIOUS CAST IRON (CI) AND DUCTILE IRON (DI) FITTINGS

The Santa Maria Water District (SMWD) hereinafter referred to as "the Purchaser", through its Bids and Awards Committee (BAC), invite interested parties to submit price quotation for the project, "**SUPPLY AND DELIVERY OF VARIOUS CAST IRON (CI) AND DUCTILE IRON (DI) FITTINGS**" through Small Value Procurement (Sec. 53.9 of R.A. No. 9184) with Approved Budget for the Contract (ABC) of One Hundred Sixty One Thousand Four Hundred Sixty Two and Eighty Three Centavos Only (**₱161,462.83**).

	Description	Qty	Unit	Unit Cost	Total Amount
1	CI ADAPTOR RED FM 150mm X 50mm w/ BNG	2	PC		
2	CI ADAPTOR RED FM 150mm X 75mm w/ BNG	3	PC		
3	CI CROSS TEE RED FF 150mm X 75mm	2	PC		
4	CI TEE RED FF 150mm X 100mm w/ BNG	1	PC		
5	CI VALVE BOX COVER 150mm	23	PC		
6	DI ADAPTOR RF 50mm w/ BNG	3	PC		
	*** nothing follows ***				
	Please see attached technical specifications				

All items listed under the purchaser's specifications must be complied on a pass-fail basis.

Failure to meet any one of the requirements will result to rejection. Likewise, it is understood that Purchaser's specifications are minimum requirements. The Bidder/Supplier may offer higher specifications or additional items, if any.

Procurement procedures will be conducted in accordance with the provisions of the Implementing Rules and Regulations (IRR) of Republic Act No. 9184 (Government Procurement Reform Act).

It is the intent of the Purchaser to evaluate the quotation for the item and award will be made to the quotation resulting in the overall lowest cost, meeting purchaser's technical specifications.

Likewise, in accordance with Section 54.6 and Appendix A of Annex "H" (Consolidated Guidelines for the Alternative Methods of Procurement) of the IRR of RA No. 9184, the supplier shall provide the following documentary requirements as a **condition for award** of the contract:

1. PhilGEPS Registration Number
2. Mayor's/Business Permit
3. Photo Copy of Sample Official Receipt (OR)
4. Certificate of Registration (BIR FORM 2303); and
5. Duly Notarized Omnibus Sworn Statement. (If unable to have the document notarized, you may submit a signed unnotarized Omnibus Sworn Statement, subject to compliance therewith after award of contract but before payment).

Your prices must be quoted in Philippine Peso and must include the unit price and total price, inclusive of all taxes to be paid and other incidental cost to the delivery site if the contract is awarded.

All quotations may be typewritten or handwritten and may be placed in sealed envelope marked "**SUPPLY AND DELIVERY OF VARIOUS CAST IRON (CI) AND DUCTILE IRON (DI) FITTINGS**" (RFQ No. 2023-054) and must be submitted on or before **June 26, 2023, 11:00AM** at the SMWD main office. It may also be sent thru email on our official email address at smwdbulacan@yahoo.com on the specified time stated above and address to the General Manager, Engr. Carlos N. Santos Jr.

Quotations shall be valid for thirty (30) calendar days from the deadline of submission of the same.

The delivery period shall be within **5 Days** from receipt of the Purchase Order (PO). The supplier should inform the purchaser at least two (2) days before the date of delivery. The Purchaser shall have the right to reject or to return the items that will be declared defective. The delivery will be made only during working days from 8:00 AM to 5:00 PM.

DELIVERY SITE: General Services Division of SMWD located at 301 J. P. Rizal St., Dulong Bayan, Santa Maria, Bulacan.

The prospective supplier shall submit the following:

- a) Duly accomplished Quotation Form; and
- b) Brochures of the items offered, if any.

The Santa Maria Water District reserves the right to accept or reject any quotation, and to annul the procurement process and reject all quotations at any time prior to Contract award, without thereby incurring any liability to the affected supplier or suppliers. SMWD also reserves the right to waive any required formality in the proposals received, and select the proposal which it determines to be the most advantageous to the government.



Santa Maria

WATER DISTRICT

Prepared by:

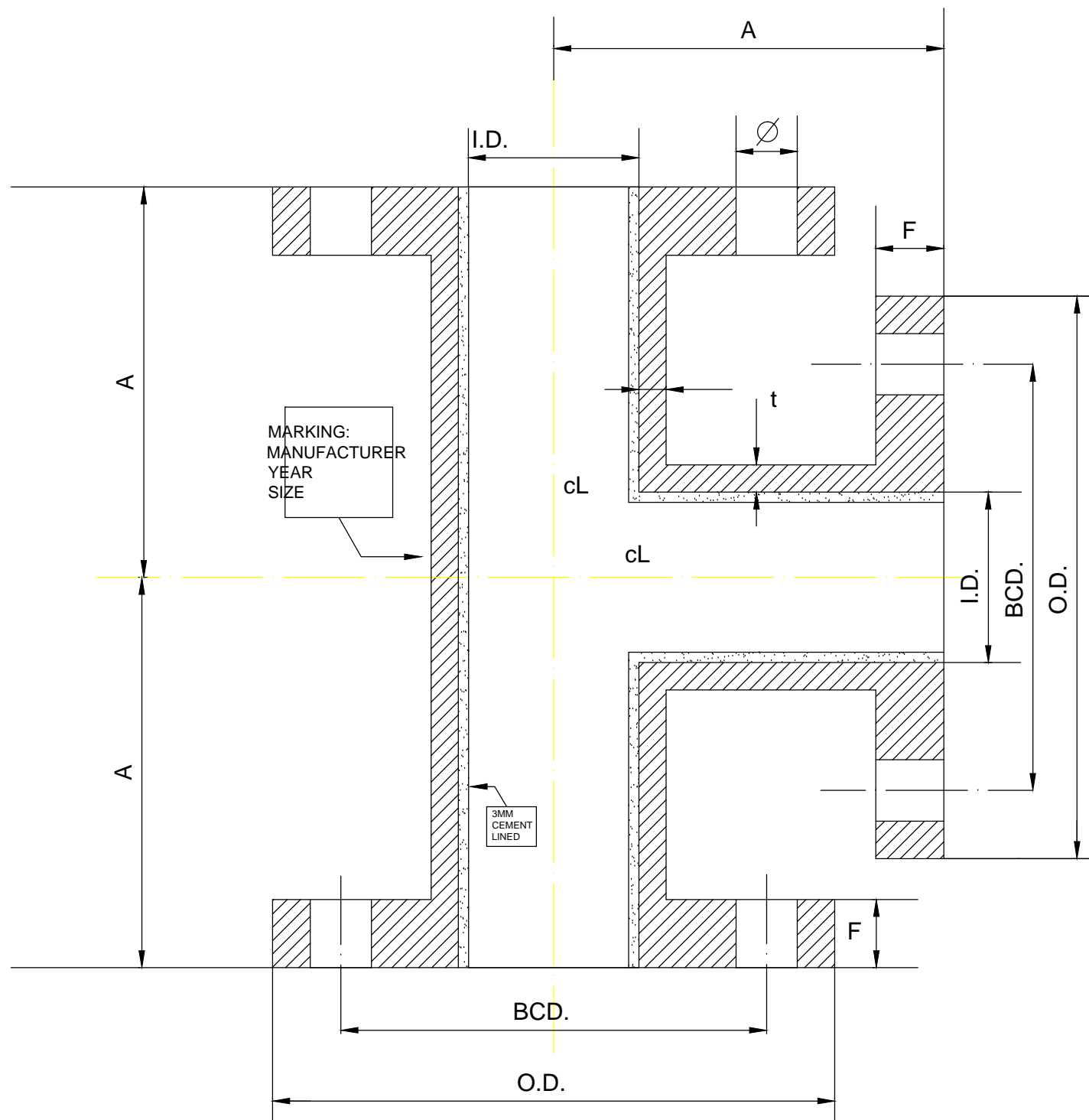
Sgd.

Romel P. Lazaga
Procurement Assistant

Noted by:

Sgd.

Maria Leonora S. Romarate
BAC Chairperson



FULLSECTIONVIEWOFFLANGEDTEE

NOM.SIZE	DIMENSIONS(in.millimeter)						BOLTHOLE	
	A	t	O.D.	I.D	BCD.	F	No.	∅
50x50	114.5	8	165	50	125	20	4	18
75x75	140	12	200	75	160	21	4	18
100x100	165	13	220	100	180	23.9	8	18
150x150	203	14	285	150	240	25.4	8	22
200x200	228.5	16	340	200	295	28.6	8	22
250x250	279.5	17.5	395	250	350	30.3	12	22
300x300	304.5	19	445	300	400	31.8	12	22

- *1.IRONBODYASPERASTMA126CLASSB.
- 2.EXTERIORSURFACESTOBEPAINTEDWITHBLACKCOALTAR.
- 3.INTERIORSURFACESTOBECEMENTLINEDASPERAWWAC-104.
- 4.PLAINMACHINEFINISHEDONFLANGESURFACES.

STANDARDSHOPDRAWING

SANTAMARIAWATERDISTRICT

SHEETNO.

C.I.FLANGEDTEE

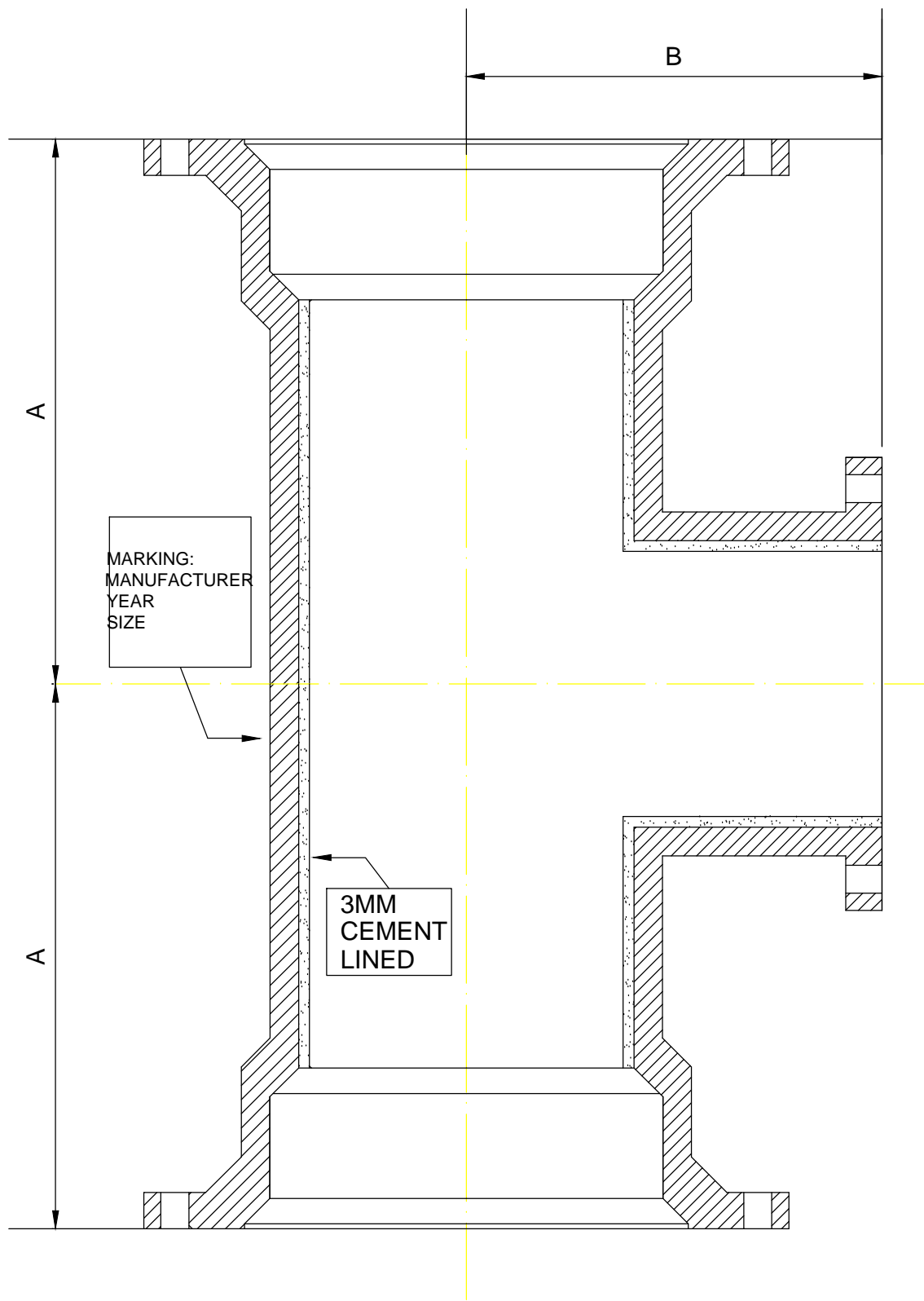
PreparedBy:

Engr.EmmanuelEnricoA.deVera
DepartmentManagerB

ApprovedBy:

Engr.CarlosN.Santos,Jr.
GeneralManager

1



FULL SECTION VIEW OF MECHANICAL FLANGE TEE

TABLE OF DIMENSION IN MILLIMETER							
NOMINAL SIZE				NOMINAL SIZE			
MAIN	BRANCH	A	B	MAIN	BRANCH	A	B
50	50	150	114.5	200	100	257	228.5
63	50	160	127	200	150	257	228.5
63	63	160	127	200	200	257	228.5
75	50	170	140	250	50	300	279.5
75	63	170	140	250	63	300	279.5
75	75	170	140	250	75	300	279.5
100	50	192	165	250	100	300	279.5
100	63	192	165	250	150	300	279.5
100	75	192	165	250	200	300	279.5
100	100	192	165	250	250	300	279.5
150	50	215	203	300	50	344	304.5
150	63	215	203	300	63	344	304.5
150	75	215	203	300	75	344	304.5
150	100	215	203	300	100	344	304.5
150	150	215	203	300	150	344	304.5
200	50	257	228.5	300	200	344	304.5
200	63	257	228.5	300	250	344	304.5
200	75	257	228.5	300	300	344	304.5

- *1. CAST IRON MATERIAL TO CONFORM WITH ASTM A126 CLASS B.
- 2. EXTERIOR SURFACES TO BE PAINTED WITH BLACK COAL TARE NAMEL.
- 3. INTERIOR SURFACES TO BE CEMENT LINED AS PER AWWAC-104.
- 4. SURFACES DIRECTLY IN CONTACT WITH PIPES OR GASKETS TO BE MACHINE FINISHED.
- 5. REFER TO DWG. NO. 86-010 FOR MECHANICAL JOINT DETAIL.
- 6. REFER TO DWG. NO. 86-009 FOR FLANGED JOINT DETAIL.

STANDARD SHOP DRAWING

SANTAMARIA WATER DISTRICT

SHEET NO.

C.I. MECHANICAL FLANGE TEE

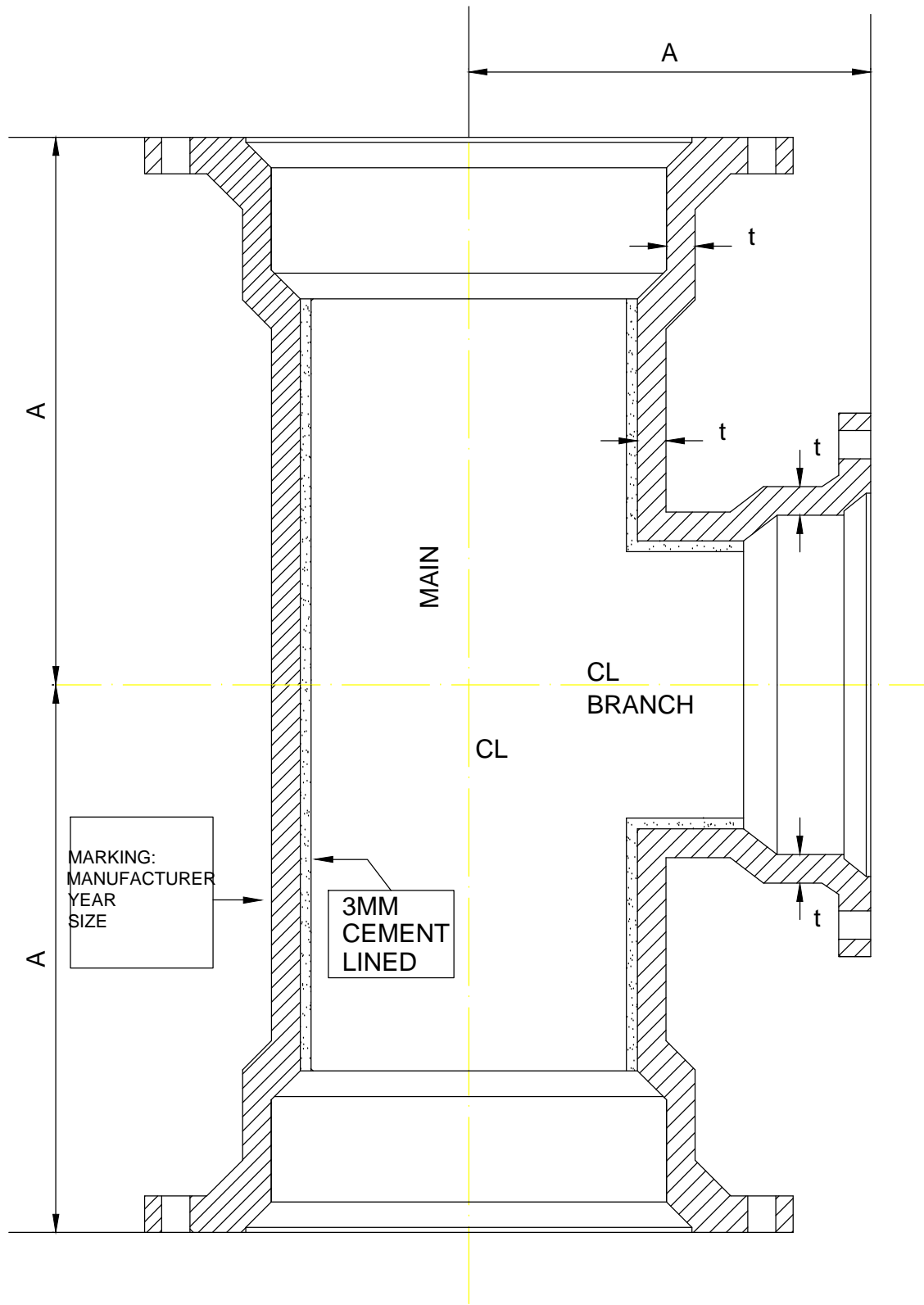
Prepared By:

Engr. Emmanuel Enrico A. de Vera
Department Manager B

Approved By:

Engr. Carlos N. Santos, Jr.
General Manager

2



FULL SECTION VIEW OF CAST IRON
MECHANICAL TEE

DIMENSIONS IN MM.		
NOM. SIZE	A	t
50x50	150	6.5
63x63	160	8
75x75	170	10
100x100	192	11
150x160	215	12.5
200x200	257	14
250x250	300	16
300x300	344	18

- *IRON BODY AS PER ASTM A125 CLASS B.
- *EXTERIOR SURFACES TO BE PAINTED WITH BLACK COAL TARE ENAMEL.
- *INTERIOR SURFACES TO BE CEMENT LINED AS PER WAC-104.
- *SURFACES DIRECTLY IN CONTACT WITH PIPE OR GASKET ARE MACHINED FINISHED.
- *REFER TO DRAWING 86-010 FOR DETAILED MECHANICAL JOINT.

STANDARD SHOP DRAWING

SANTAMARIA WATER DISTRICT

SHEET NO.

C.I. MECHANICAL TEE

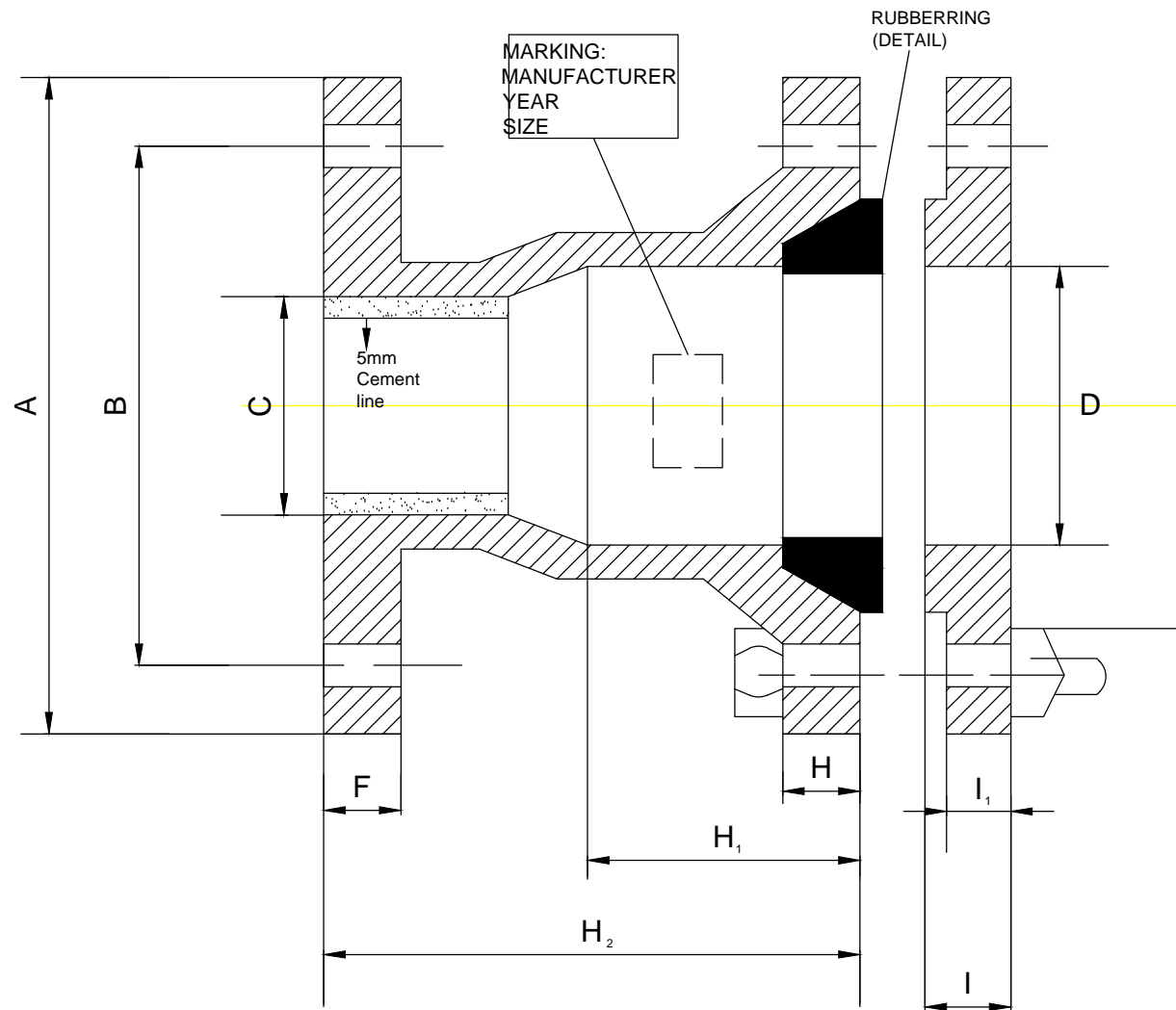
Prepared By:

Engr. Emmanuel Enrico A. de Vera
Department Manager B

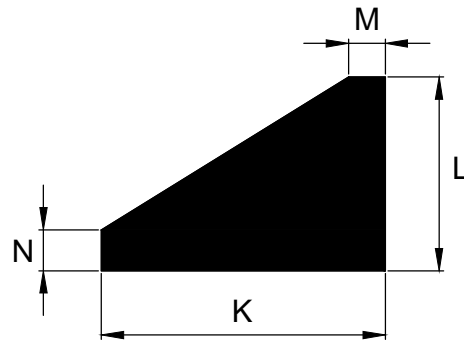
Approved By:

Engr. Carlos N. Santos, Jr.
General Manager

3



Manufacturer's Standards



Notes:

1. All dimensions are in millimeters.
2. Cast iron materials conform with ASTM A48 class 30C.
3. Rubber rings are made from natural vulcanized rubber which conform to ISO 4633 class 70.
4. Bolts and nuts conform to ASTM A307 and ASTM A563 respectively. Galvanized per ASTM A153.
5. Exterior coated with a coal-tar enamel at least 50 micron thick.
6. All surfaces directly in contact with the pipe and rubber ring have either been machine finished or ground smooth.
7. Pipe or fitting markings include:
 - Name of manufacturer
 - Size
 - Cast Iron
8. Rubber markings include:
 - Type
 - Size of intended use
 - Name of manufacturer
9. Interior is lined with cement conforming to AWWAC-104 standards.
10. Fitting dimensions shall conform with AWWAC-110.

NOMINAL SIZE	PIPE OD	A	B	C	D	H	H ₁	H ₂	I ₁	t	FLANGE HOLE		F
											No.	Ø	
50	63	153	125	50.8	65	18	63.5	125	15	8	4	19	18
75	90	190	160	76.2	92	18	75	128	16	12	4	19	20
100	110	229	180	101.6	112	20	80	151	16	12	8	19	24
150	160	280	240	152.4	163	28	85	160	19	17	8	22	26
200	225	343	295	203.2	228	26	85	165	24	17	8	22	29
250	280	406.4	350	254	283	28	85	173	26	19	12	25	30
300	315	483	400	304.8	318	28	105	191	28	19	12	25	32

STANDARD SHOP DRAWING

STA. MARIA WATER DISTRICT

SHEET NO.

C.I. MECH FLANGE ADAPTER

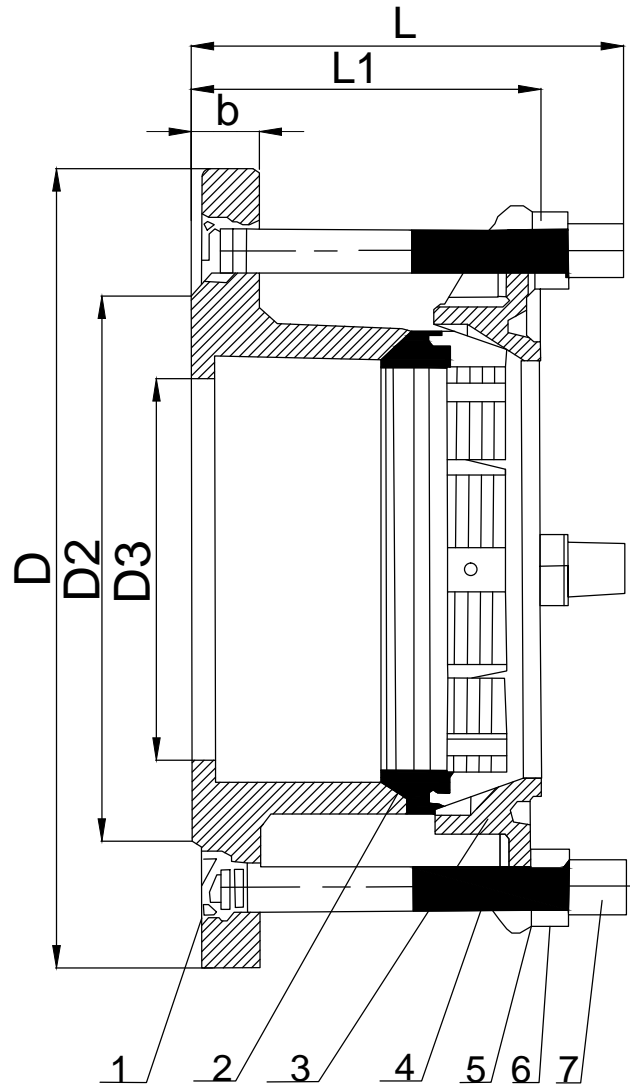
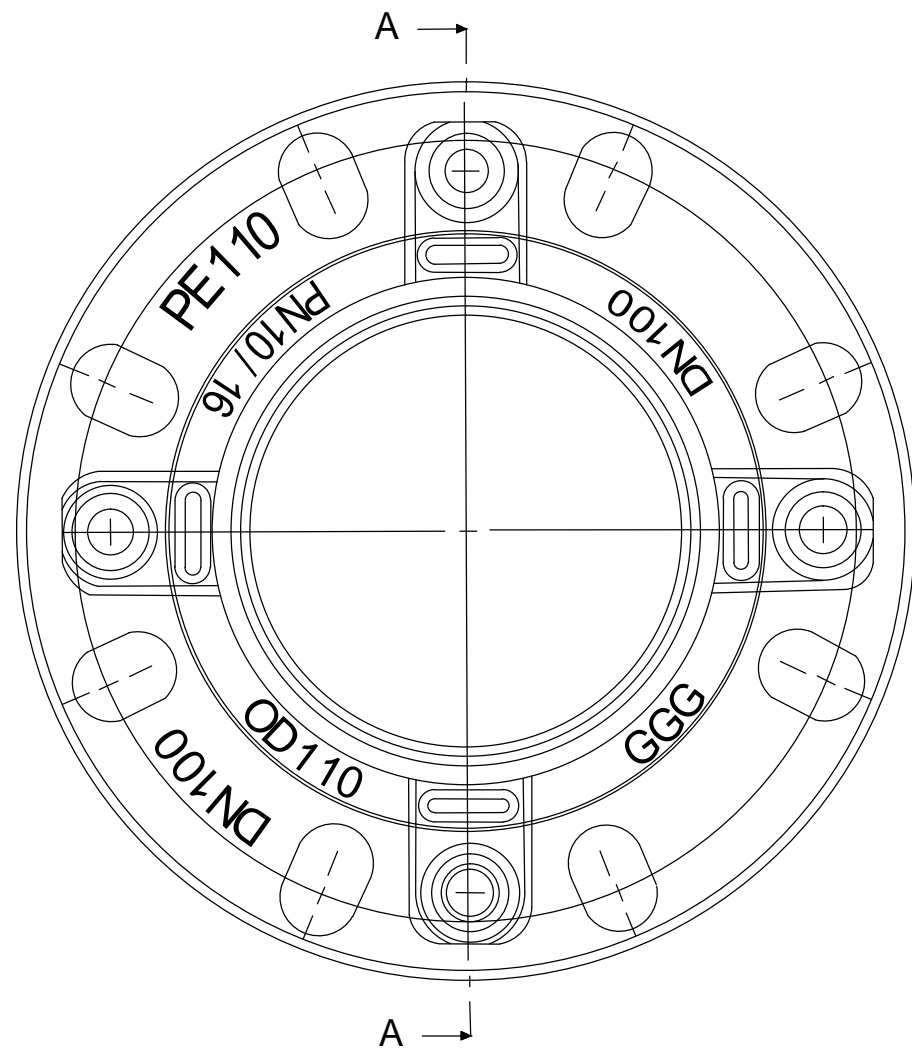
Prepared By:

Engr. Emmanuel Enrico A. de Vera
Department Manager B

Approved By:

Engr. Carlos N. Santos, Jr.
General Manager

4



No.	PartsName
1	Body
2	TensileSealingRing
3	Bracket
4	Washer
5	Nut
6	SquareNeckBolt
7	Cap

TABLE OF DIMENSION IN MILLIMETER						
SIZE	Pipe OD	D3	D	b	L	L1
DN50	50	50	165	18	63	125
DN50DN60DN65	63	55	180	18	63	125
DN60DN65	75	66	180	18	63	125
DN80	90	84	180	18	63	125
DN100	110	105	200	18	63	125
DN125	125	125	220	18	63	125
DN150	160	154	285	18	63	125
DN200	200	200	340	18	63	125
DN200	225	210	340	23	82	175
DN250	250	250	400	26	82	175
DN250	280	275	400	26	88	175
DN300	315	302	455	26	88	175

STANDARD SHOP DRAWING

STA. MARIA WATER DISTRICT

SHEET NO.

D.I. Restrained Flange Adaptor

Prepared By:

Engr. Emmanuel Enrico A. de Vera
Department Manager B

Approved By:

Engr. Carlos N. Santos, Jr.
General Manager

5