



# Santa Maria WATER DISTRICT

Excerpts from the minutes of the regular meeting of the Board of Directors of Santa Maria Water District held on December 09, 2024 at the Santa Maria Water District's Office, Santa Maria, Bulacan.

## BOARD RESOLUTION NO. 2024-70

### RESOLUTION APPROVING THE SANTA MARIA WATER DISTRICT'S (SMWD) PROPOSED CORPORATE OPERATING BUDGET FOR FY 2025 AMOUNTING TO FOUR HUNDRED EIGHTY-ONE MILLION THREE HUNDRED NINETY-FIVE THOUSAND THREE HUNDRED FIFTY-FOUR PESOS ONLY (P 481,395,354)

WHEREAS, the Santa Maria Water District was created pursuant to P.D. 198 as amended by P.D. 768, P.D. 1579 and R.A. 9286, otherwise known as Provincial Water Utilities Act of 1973, as mandated with a vision, mission and goal of providing the district's residents with a safe, adequate and reliable water service at the lowest reasonable cost;

WHEREAS, the Santa Maria Water District, classified as a government owned and/or controlled corporation (GOCC), is an entity which is independent, autonomous, non-stock, non-profit, self-reliant, self-supporting and does not receive any regular subsidy, grants and allocations from the government or any political subdivision;

WHEREAS, the Santa Maria Water District, in its pursuit to attain its mandate of 100% service coverage, must be able to develop its capability to manage and operate its resources by allocating and utilizing them thru the budget as per its financial plan for the optimum benefit and satisfaction of the district and its water consuming public;

WHEREAS, the Santa Maria Water District, as a public service agency, must be managed and operated in a business like or professional manner in order to maintain a sustained growth and development;

MS. AMELIA S. DE JESUS

MS. ANA LIZAC RAMIREZ

MS. THEODORA J. CATTIS

MS. CARMELITA J. FRANCISCO

MS. CATALINA M. HALILI

Board Resolution No. 2024-70



Page 1 of 3

YOUR WATER. OUR OBLIGATION  
YOUR CONVENIENCE. OUR SERVICE



Management System  
ISO 9001:2015  
www.tuv.com  
ID 910884590



# Santa Maria WATER DISTRICT

WHEREAS, the attached budget for Fiscal Year 2025 was prepared and is intended to serve as the financial plan of actions of the Management of the District for the ensuing year, to establish the authority of the Management to allocate and utilize the District's financial resources as planned, to initialize control in the utilization of its resources within the framework or schedule as designed and serve as a feedback mechanism to monitor and evaluate actual operational parameters and serve as warning signs to alert the Management to adopt remedial measures, when necessary, to keep the financial operation as planned;

MS. AMELIA S. DE JESUS

MS. ANA LIZAC. RAMIREZ

WHEREAS, the management has recommended for the approval of the Proposed Corporate Operating Budget for FY 2025 amounting to **Four hundred eighty-one million three hundred ninety-five thousand three hundred fifty-four pesos only (P 481,395,354)** to be financed from revenues to be generated from SMWD's operations in 2025 and from the savings generated from the previous years, the aforesaid proposed Corporate Operating Budget is breakdown as follows;

MS. TEODORA J. CATTIS

A. Personnel Services	P 101,335,466
B. Maintenance and Other Operating Expenses	301,004,601
C. Capital Outlay	13,375,277
D. Debt Service	53,229,751
E. Purchase of Inventories	7,048,606
F. Reserve Funds	3,064,576
G. Septage Management Expenses	2,336,777
<b>TOTAL</b>	<b>P 481,395,354</b>

MS. CARMELITA FRANCISCO

WHEREAS, the proposed Corporate Operating Budget for FY 2025 can support the organizational activities and capital outlay of the Santa Maria Water District;

NOW THEREFORE, on motion duly made and seconded, be it RESOLVED as it is hereby RESOLVED, to approve the proposed Corporate Operating Budget of the Santa Maria Water District for FY 2025 amounting to **Four hundred eighty-one million three hundred ninety-five thousand three hundred fifty-four pesos only (P 481,395,354)**;

MS. CATALINA M. HALILI

Board Resolution No. 2024-70

SANTA MARIA WATER DISTRICT  
CERTIFIED TRUE COPY  
Name: Nervina C. Quiogwa Date: 12/10/24

Page 2 of 3

YOUR WATER, OUR OBLIGATION  
YOUR CONVENIENCE, OUR SERVICE



Management System  
ISO 9001:2015  
www.tuv.com  
ID 9108645500






# Santa Maria WATER DISTRICT

RESOLVED FURTHER, to adopt the attached Budget for Fiscal Year 2025 as the Management's guidelines for the Santa Maria Water District's Financial Operation for Fiscal Year 2025;


UNANIMOUSLY APPROVED by all directors present this 9<sup>TH</sup> day of December, 2024 at the Santa Maria Water District's Office, Santa Maria, Bulacan.

CERTIFIED CORRECT:

  
MS. TEODORA J. CATIIS  
Secretary

ATTESTED BY:

  
MS. CARMELITA T. FRANCISCO  
Member

  
MS. CATALINA M. HALILI  
Member

  
MS. TEODORA J. CATIIS  
Secretary

  
MS. ANA LIZA C. RAMIREZ  
Vice-Chairperson

  
MS. AMELIA S. DE JESUS  
Chairperson

Board Resolution No. 2024-70

SANTA MARIA WATER DISTRICT  
CERTIFIED TRUE COPY  
Name: Nervina C. Quiogue Date: 12/10/24 Page 3 of 3

"YOUR WATER, OUR OBLIGATION"  
"YOUR CONVENIENCE, OUR SERVICE"



**Santa Maria**  
WATER DISTRICT

---

# Proposed Corporate Operating Budget for FY 2025

---

Personnel Services	₱	101,335,466
Maintenance and Other Operating Expenses		301,004,601
Capital Outlay		13,375,277
Debt Service		53,229,751
Purchase of Inventories		7,048,606
Reserve Funds		3,064,876
Septage Management Expenses		<u>2,336,777</u>
<b>TOTAL</b>	<b>₱</b>	<b><u>481,395,354</u></b>





# Santa Maria WATER DISTRICT

## 2025 BUDGET COMMITTEE

Prepared by:

<b>Ms. Roxanne C. Espiritu</b>	- Office of the General Manager and Board of Directors
<b>Mr. Raffy A. Santiago</b>	- Office of the General Manager - Information and Communications Technology Section
<b>Ms. Jasmin L. Jose</b>	- Administrative Division
<b>Ms. Ma. Angela G. Cruz, CPA / Ms. Analyn A. Gunita</b>	- Finance Division
<b>Ms. Maria Leonora S. Romarate</b>	- General Services Division
<b>Ms. Mary Diana S. Dela Cruz, CPA</b>	- Customer Accounts Division
<b>Mr. Ramon A. Villamin Jr.</b>	- Customer Services Division
<b>Engr. Mac Daniel C. Alejandro</b>	- Water Resource Division
<b>Engr. Angelo A. Reyes</b>	- Maintenance Division
<b>Engr. Christian A. Reyes</b>	- Construction Division
<b>Engr. Raymond Patrick N. Soriano</b>	- Engineering Division - Planning and Design Section
<b>Engr. Romano David S. Perez</b>	- Engineering Division - Septage Management Section

Recommended by:

**Ms. Jovita I. Dalmacio**

*Department Manager - Administrative, Finance and General Services*

**Engr. Carlos N. Santos Jr.**

*General Manager*

Approved by:

**Dir. Carmelita T. Francisco**  
*Member*

**Dir. Catalina M. Halili**  
*Member*

**Dir. Teodora J. Catiis**  
*Secretary*

**Dir. Ana Liza C. Ramirez**  
*Vice-Chairperson*

**Dir. Amelia S. De Jesus**  
*Chairperson*



# Santa Maria WATER DISTRICT

## GENERAL ASSUMPTIONS For the Budget Year 2025

### A. Service Connection

Active Connection		
As of December 31, 2024		46,232
As of December 31, 2025		48,532
Increase in number of active connection per year		2,300
Billed Connection		
As of December 31, 2024		45,840
As of December 31, 2025		48,033
Increase in number of connection per year		2,193
Average increase in number of connection per month		183
Number of Reconnection per annum		31,848
Number of Reconnection per month		2,654

### B. Consumption

Average consumption per connection (cu.m.)	23.91
--	-------

### C. Effective Rate (P) @ P 240

29.90

### D. Collection

On-Time Paid	81.15%
Collection Efficiency	98.76%
Collection Ratio	96.42%

### E. Water Production

	15,691,099	100.00%
Bulk Supply (Phil Hydro)	7,060,994	45.00%
Bulk Supply (Bulacan Bulk)	3,765,864	24.00%
Ground Water	4,864,241	31.00%

### F. Accounted For Water

Metered Billed	13,494,345	86.00%
Metered Unbilled	28,766	0.18%
Unmetered Unbilled	1,011,033	6.44%

### H. Unaccounted water

1,156,955 7.37%

### I. Non Revenue Water

2,196,753 14.00%

### J. Operating Ratio

83.22%

### K. Total Number of Personnel

Department/Division	POP	Additional POP	Total	Existing					Pending Personnel for 2024	Additional for 2025	TOTAL
				Regular	Casual	COS	Job Order	Total			
Office of the Board of Directors	1	0	1	0	0	1	0	1	0	0	1
Office of the General Manager	3	1	4	3	0	1	0	4	1	0	5
Administrative, Finance and General Services Department	2	0	2	1	0	1	0	2	0	0	2
Administrative Services Division	13	9	22	15	0	10	0	25	2	0	27
Finance Division	13	3	16	12	0	2	0	14	0	0	14
General Services Division	11	10	21	18	1	1	5	25	1	0	26
Commercial Services Department	2	0	2	0	0	0	0	0	0	0	0
Customer Accounts Division	16	10	26	18	0	3	2	23	5	0	28
Customer Services Division	11	11	22	16	0	4	3	23	1	0	24
Operations Department	2	0	2	0	0	0	0	0	0	0	0
Water Resource Division	13	3	16	14	0	1	6	21	1	0	22
Construction and Maintenance Division	13	20	33	21	1	1	13	36	5	8	49
Engineering Division	9	7	16	13	1	0	3	17	6	0	23
<b>TOTAL PERSONNEL</b>	<b>109</b>	<b>74</b>	<b>183</b>	<b>131</b>	<b>3</b>	<b>25</b>	<b>32</b>	<b>191</b>	<b>22</b>	<b>8</b>	<b>221</b>
<b>BOARD OF DIRECTORS</b>				5				5			5
<b>TOTALS</b>	<b>109</b>	<b>74</b>	<b>183</b>	<b>136</b>	<b>3</b>	<b>25</b>	<b>32</b>	<b>196</b>	<b>22</b>	<b>8</b>	<b>226</b>



**GENERAL ASSUMPTIONS**

For the Budget Year 2025

**L. Salaries and Other Benefits granted to all regular, temporary and casual employees**

**1. Salaries**

**1.a. Basic Salary**

Salaries of employees shall be based on the itemized filled-up positions in the Category B Plantilla of Position. Basic monthly salaries is computed based on the Second Tranche of Updated Salary Schedule issued by the President under EO No. 64 s. 2024 with 30% provision for unfilled positions and application of Category A Plantilla Position upon approval of DBM.

**1.b. Remittance of Compulsory Contributions**

The government and employee shares in the compulsory contributions to the Employees' Compensation Commission, PhilHealth, GSIS and HDMF pursuant to P.D. No. 626, as amended, R.A. No. 6111, R.A. No. 7875, as amended, R.A. No. 8291, and R.A. No. 9679, respectively, shall be remitted directly to the respective recipient agencies.

**2. Personnel Benefits**

**2.a. Personnel Economic Relief Allowance**

In order to supplement the salaries of government personnel covered by R.A. No. 6758, as amended, Personnel Economic Relief Allowance (PERA), in the amount of Two Thousand Pesos (P2,000) per month, is granted to government personnel subject to the rules and regulations prescribed under B.C. No. 2009-3 dated August 18, 2009, as amended, and such other guidelines issued by the DBM.

**2.b. Uniform or Clothing Allowance**

An amount not exceeding Seven Thousand Pesos (P 7,000) per year is hereby authorized for the payment of uniform or clothing allowance to each qualified government employee, subject to B.C. No. 2018-1 dated March 8, 2018, and such other guidelines issued by the DBM.

**2.c. Mid-year Bonus**

The Mid-year Bonus equivalent to one (1) month basic salary, shall be granted to all National Government personnel subject to the provisions of R.A. No. 11466 dated January 8, 2020, B.C. No. 2017-2 dated May 8, 2017, B.C. No. 20194 dated July 5, 2019, and such other guidelines issued by the DBM.

**2.d. Year-end Bonus and Cash Gift**

The Year-end Bonus equivalent to one (1) month basic salary and additional cash gift of Five Thousand Pesos (P5,000) provided under R.A. No. 6686, as amended by R.A. No. 8441, shall be granted to all National Government personnel, whether under regular, temporary, casual or contractual status, on full-time or part-time basis, subject to the provisions of B.C. No. 2016-4 dated April 28, 2016, and such other guidelines issued by the DBM.

**2.e. Performance-Based Bonus**

The grant of Performance-Based Bonus (PBB) for FY 2024 to be given in FY 2025 shall be in accordance with Executive Order No. 80, S. 2012 and Executive Order No. 201, S. 2016 and subject to guidelines issued by the InterAgency Task Force on the Harmonization of National Performance Monitoring, Information and Reporting Systems Memorandum Circular No. 2023-1 dated August 22, 2023.

**2.f. Productivity Enhancement Incentive**

The Productivity Enhancement Incentive (PEI) shall be given not earlier than December 15 of every year to all qualified government employees at rates not exceeding Five Thousand Pesos (P 5,000) each subject to the provisions of BC 2017-4 dated December 4, 2017 for the purpose of improving the government employees' productivity pursuant to Executive Order (EO) No. 201, s 2016.

**2.g. Representation and Transportation Allowances**

These are granted to government officials down to the division chiefs and their equivalent, as determined by the DBM for GOCCs covered by R.A. No. 10149, while in the actual performance of their respective functions, are hereby authorized monthly commutable representation and transportation allowances at the rates specified under the general provision of the General Appropriations Act of 2025.

The grant of representation and transportation allowances, shall be subject to the pertinent provisions of N.B.C. No. 548 and Local Budget Circular No. 103, both dated May 15, 2013, and such other guidelines issued by the DBM.

**2.h. Medical Allowance**

Medical Allowance in an amount not exceeding Seven Thousand Pesos (P7,000) per annum shall be granted to each qualified government civilian personnel as a subsidy for the availment of health maintenance organization (HMO)-type benefits. The Medical Allowance shall be categorized under the Standard Allowances and Benefits component of the Total Compensation Framework embodied in JR No. 4 and RA No. 11466. The grant of the Medical Allowance shall subject to the conditions and guidelines issued by the President under EO No. 64 and subject to the provisions to be issued by DBM.

**2.i. Longevity Pay**

A loyalty award is granted to all officials and employees who rendered the (10) years of continuous and satisfactory service in the government. In addition to the loyalty memorabilia/souvenir, a cash gift which shall not be less than Five Hundred Pesos (P 500.00) but not more than One Thousand Pesos (P 1,000.00) for every year of service shall be given to qualified officials or employees pursuant to CSC MC No. 06, s. 2022 in accordance with Sec. 35, Chapter 5, Book V of Executive Order No. 292.



**GENERAL ASSUMPTIONS**  
For the Budget Year 2025

**M. Expenditures**

**1. Use of Government Funds**

Government funds shall be utilized in accordance with the appropriations authorized for the purpose and comply with applicable laws, rules, and regulations, such as, but not limited to the following:

- 1.a. Purchase of goods, infrastructure projects, and consulting services, including common-use supplies, shall be made in accordance with the provisions of R.A. No. 9184, its IRR, and GPPB guidelines;
- 1.b. Purchase of motor vehicles shall be made pursuant to A.O. No. 14, s. 2018, GPPB Resolution No. 20-2019 dated September 5, 2019, Budget Circular (B.C.) No. 2022-1 dated February 11, 2022, B.C. No. 2022-1 A dated March 1, 2021, and such other pertinent guidelines;
- 1.c. Payment of foreign travel expenses of any government official and employee for training, seminar or conference abroad when the foreign mission cannot effectively represent our country or travels necessitated by authorized international commitments, in accordance with E.O. No. 77, s. 2019, and such other issuances as may be issued thereon:  
PROVIDED, That no official or employee may be sent to foreign training when they are due to retire within one (1) year after the said foreign travel;

**2. Procurement of Common-Use Supplies**

Procurement of common-use supplies shall be consistent with A.O. No. 17, s. 2011 and shall procure from the Procurement Service (PS). Common-Use Supplies shall refer to those included in the Electronic Catalogue of the PS and those which shall be regularly updated to include all items commonly procured by agencies of the government.

**3. Printing Expenditures**

Printing expenditures shall engage the services of the National Printing Office, BSP, and APO Production Unit as Recognized Government Printers (RGPs) for the printing of accountable forms and sensitive, high quality or high volume requirements, subject to the provisions of R.A. No. 9184, its IRR, and GPPB guidelines.

**4. Inventory of Supplies, Materials, and Equipment Spare Parts**

The inventory of supplies, materials, and equipment spare parts to be procured shall not exceed the agency's two-month requirement.

The agency may undertake emergency procurement of supplies, materials, and equipment spare parts when there is an unforeseen contingency requiring immediate purchase subject to the conditions prescribed under R.A. No. 9184, its IRR and GPPB guidelines.

**5. Programs and Projects Related to Gender and Development**

The agency formulate a Gender and Development (GAD) Plan designed to address gender issues within their concerned sectors or mandate and implement the applicable provisions under R.A. No. 9710 or the Magna Carta of Women, Convention on the Elimination of All Forms of Discrimination Against Women, the Beijing Platform for Action, the Philippine Plan for Gender-Responsive Development (1995-2025) and the Philippine Development Plan. The GAD Plan shall be integrated in the regular activities of the agencies, which shall be at least five percent (5%) of the total budget.

**6. Extraordinary and Miscellaneous Expenses**

The annual extraordinary expenses of the General Manager of Local Water District in Categories A and B, shall not exceed Forty-Five Thousand Six Hundred (P 45,600) for GOCCs covered by R.A. No. 10149 and annual miscellaneous expenses not exceed Ninety Thousand Pesos (P 90,000) for each of the offices under the named officials and their equivalent. The grant of extraordinary and miscellaneous Expenses, shall be subject to guidelines specified under the general provisions of the General Appropriations Act of 2025.

The special counsel allowance granted to government lawyers assigned in the legal staff of the agencies are authorized an allowance of Five Thousand Pesos (P 5,000.00) subject to guidelines specified under the general provisions of the General Appropriations Act of 2025.

**7. Communication Expenses**

The payment of communication expenses incurred by authorized officials and employees for the performance of their official duties and responsibilities shall not exceed the amount authorized under DBM Budget Circular No. 2024-2 dated August 2, 2024.

**N. Water rate increase**

In January 2024, the agency will increase the water tariff on water distribution from P 210 to P 240 minimum rate based on the LWUA-approved water rates on November 7, 2007 per Board Resolution No. 150, s. 2007.

**O. Septage Management System**

The agency will start the implementation of Septage Management System/Program in October 2024, to align with the MTPDP's goal and mandate of Local Water District under PD 198 Sec. 29.

UP





# Santa Maria WATER DISTRICT

## Schedule of Service Connections, Effective Rate, Average Consumption and Collection Ratios

\*\*\*FOR BUDGET YEAR 2025\*\*\*

2024	2024 Data			2024 Average Consumption	2024 Effective Rate	2025 Increase in billed connection	Monthly Increase in number of Service Connections						Collection Ratios		
	No. of Connection Billed	Cu.m. Billed	Amount				2020	2021	2022	2023	2024	%	OTP	CE	CR
Jan	43,775	1,068,790	31,856,905.40	24.42	29.81	178	90	174	192	191	203	8%	79.82%	92.38%	79.36%
Feb	43,889	1,011,481	30,223,467.05	23.05	29.88	160	88	329	256	253	183	7%	82.83%	97.19%	89.39%
Mar	44,123	967,623	28,547,807.30	21.93	29.50	190	170	506	268	247	217	9%	80.29%	98.39%	92.77%
Apr	44,349	1,063,307	31,693,708.45	23.98	29.81	162	26	245	249	223	185	7%	80.58%	98.44%	94.22%
May	44,584	1,167,705	35,160,617.80	26.19	30.11	204	0	303	243	289	233	9%	80.50%	98.29%	95.00%
Jun	44,744	1,106,169	33,408,020.40	24.72	30.20	216	65	402	242	195	246	10%	86.93%	98.02%	95.26%
Jul	44,962	1,038,047	31,152,492.95	23.09	30.01	204	52	260	234	204	233	9%	76.81%	98.76%	96.42%
Aug	45,154	1,079,628	32,283,929.17	23.91	29.90	192	107	244	215	199	219	9%	86.93%	98.02%	95.26%
Sep	45,321	1,083,624	32,403,421.53	23.91	29.90	167	210	195	185	192	191	8%	86.93%	98.02%	95.26%
Oct	45,486	1,087,557	32,521,033.76	23.91	29.90	164	235	137	226	200	188	8%	86.93%	98.02%	95.26%
Nov	45,655	1,091,595	32,641,779.54	23.91	29.90	169	172	211	223	144	193	8%	86.93%	98.02%	95.26%
Dec	45,840	1,096,031	32,774,432.77	23.91	29.90	186	158	222	246	167	212	8%	86.93%	98.02%	95.26%
Total		12,861,558	384,667,616.12	286.92	358.83	2,193	1,373	3,228	2,779	2,504	2,502	100%			
Average				23.91	29.90	183	114	269	232	209	208		83.53%	97.63%	93.22%
Budget				23.91	29.90		2,957	2,882	3,254	3,000	2,602		83.53%	97.63%	93.22%



# Santa Maria WATER DISTRICT

## Estimated Billing and Collection

\*\*\*FOR BUDGET YEAR 2025\*\*\*

### WATER DISTRIBUTION

#### BILLING

Month	No. of Service		Metered Consumption	Monthly Billing	Penalty	Total
	2024	2025 Connection				
January	43,775	46,018	1,123,560	₱ 38,177,926	₱ 770,584	₱ 38,948,510
February	43,889	46,179	1,064,249	36,252,229	622,383	36,874,613
March	44,123	46,369	1,016,875	34,201,019	674,161	34,875,180
April	44,349	46,531	1,115,623	37,908,511	736,067	38,644,579
May	44,584	46,735	1,224,049	42,017,192	819,192	42,836,384
June	44,744	46,951	1,160,728	39,963,607	522,475	40,486,082
July	44,962	47,155	1,088,674	37,245,887	863,732	38,109,619
August	45,154	47,347	1,132,058	38,590,988	504,530	39,095,519
September	45,321	47,514	1,136,054	38,727,210	506,311	39,233,521
October	45,486	47,679	1,139,988	38,861,288	508,064	39,369,352
November	45,655	47,848	1,144,025	38,998,938	509,864	39,508,801
December	45,840	48,033	1,148,462	39,150,162	511,841	39,662,003
			<b>13,494,345</b>	<b>₱ 460,094,958</b>	<b>₱ 7,549,204</b>	<b>₱ 467,644,162</b>

#### COLLECTION

Month	On-Time Paid	Arrears	Total (CE)
January	₱ 30,472,090	₱ 5,508,692	₱ 35,980,782
February	30,028,395	5,811,491	35,839,887
March	27,459,413	6,852,810	34,312,222
April	30,547,837	7,492,879	38,040,716
May	33,825,273	8,277,516	42,102,790
June	34,738,853	4,946,106	39,684,959
July	28,608,566	9,028,494	37,637,060
August	33,545,688	4,776,224	38,321,911
September	33,664,100	4,793,083	38,457,183
October	33,780,649	4,809,677	38,590,326
November	33,900,303	4,826,714	38,727,016
December	34,031,756	4,845,430	38,877,186
<b>₱ 384,602,922</b>		<b>₱ 71,969,116</b>	<b>₱ 456,572,038</b>





# Santa Maria WATER DISTRICT

## Estimated Schedule of Meter Maintenance Fee

\*\*\*FOR BUDGET YEAR 2025\*\*\*

Month	No. of Service		Billing	Collection
	2024	2025 Connection		
January	43,775	46,018	P 230,091	P 212,559
February	43,889	46,179	230,893	224,414
March	44,123	46,369	231,844	228,102
April	44,349	46,531	232,655	229,020
May	44,584	46,735	233,676	229,675
June	44,744	46,951	234,754	230,109
July	44,962	47,155	235,774	232,851
August	45,154	47,347	236,735	232,051
September	45,321	47,514	237,571	232,870
October	45,486	47,679	238,394	233,676
November	45,655	47,848	239,238	234,504
December	45,840	48,033	240,166	235,413
			<b>P 2,821,793</b>	<b>P 2,755,244</b>

SP

“YOUR WATER, OUR OBLIGATION  
YOUR CONVENIENCE, OUR SERVICE”



Management System  
ISO 9001:2015  
www.tuv.com  
ID: 9100645560



# Santa Maria WATER DISTRICT

## Estimated Miscellaneous Service Revenue

\*\*\*FOR BUDGET YEAR 2025\*\*\*

### *Application fees*

No of jobs:	2,300
Revenue per job	150
Total	<u>345,030</u>

### *Reconnection Fees*

No of jobs:	31,848
Revenue per job	100
Total	<u>3,184,800</u>

### *Service Charge*

No. of jobs	2,300
Revenue per job	350
Total	<u>805,071</u>

**Total Miscellaneous Service Revenues**

**4,334,901**







# Santa Maria WATER DISTRICT

## Estimated Billing and Collection

\*\*\*FOR BUDGET YEAR 2025\*\*\*

### SEPTAGE MANAGEMENT SYSTEM

#### BILLING

Month	No. of Service		Metered	Billing	Penalty	Total
	2024	2025Connection	Consumption			
January	43,775	46,018	1,123,560			
February	43,889	46,179	1,064,249			
March	44,123	46,369	1,016,875			
April	44,349	46,531	1,115,623			
May	44,584	46,735	1,224,049			
June	44,744	46,951	1,160,728			
July	44,962	47,155	1,088,674			
August	45,154	47,347	1,132,058			
September	45,321	47,514	1,136,054			
October	45,486	47,679	1,139,988	P 3,488,362		P 3,488,362
November	45,655	47,848	1,144,025	3,500,718		3,500,718
December	45,840	48,033	1,148,462	3,514,292		3,514,292
				<b>P 10,503,372</b>	<b>P -</b>	<b>P 10,503,372</b>

#### COLLECTION

Month	On-Time Paid	Arrears	Total (CE)
January			
February			
March			
April			
May			
June			
July			
August			
September			
October	P 2,751,271	P 324,766	P 3,076,037
November	2,761,016	325,917	3,086,933
December	2,771,722	327,181	3,098,903
	<b>P 8,284,010</b>	<b>P 977,864</b>	<b>P 9,261,873</b>





# Santa Maria WATER DISTRICT

## INCOME STATEMENT BUDGET

\*\*\*FOR BUDGET YEAR 2025\*\*\*

	Water Distribution	Septage Mngt. System	Total	% of Revenues
<b>Revenues:</b>				
Other Service Income	7,156,694		7,156,694	1.47%
Income from Waterworks System	460,094,958		460,094,958	94.72%
Income from Sanitation		10,503,372	10,503,372	2.16%
Discounts	(782,257)		(782,257)	-0.16%
Fines and Penalties	7,549,204		7,549,204	1.55%
<b>Other Revenues:</b>				0.00%
Income from Sale of Fittings	1,087,328		1,087,328	0.22%
Income from Sale of Fittings - Sanitation		4,172	4,172	0.00%
Income from Sales of Waste Materials	100,000		100,000	0.02%
Interest Income	50,000		50,000	0.01%
<b>Total Revenues</b>	<b>475,255,927</b>	<b>10,507,544</b>	<b>485,763,471</b>	<b>100.00%</b>
<b>Expenses:</b>				
				<b>% of Expenses</b>
<b>Personnel Services</b>				
Salaries and Wages	60,049,236		60,049,236	13.41%
Other Compensation	27,979,453		27,979,453	6.25%
Personnel Benefits Contribution	9,304,747		9,304,747	2.08%
Other Personnel Benefits	4,002,030		4,002,030	0.89%
<b>Maintenance and Operating Expenses</b>				
Traveling Expenses	3,336,250		3,336,250	0.75%
Training and Scholarship Expenses	3,101,000		3,101,000	0.69%
Supplies and Materials Expenses	15,391,238	177,121	15,568,359	3.48%
Utility Expenses	3,298,949		3,298,949	0.74%
Communication Expenses	2,090,155		2,090,155	0.47%
Awards/Rewards Expenses	20,000		20,000	0.00%
Generation, Transmission and Distribution Expenses	199,193,501		199,193,501	44.49%
Confidential, Intelligence and Extra Ordinary Expenses	195,600		195,600	0.04%
Professional Services	1,205,300		1,205,300	0.27%
Other General Services	8,219,400		8,219,400	1.84%
<b>Repairs and Maintenance</b>				
Building	4,272,176		4,272,176	0.95%
Office Equipment, Furnitures and Fixtures	896,499		896,499	0.20%
Machineries and Equipment	361,525		361,525	0.08%
Transportation Equipment	1,345,000		1,345,000	0.30%
Other Property, Plant and Equipment	30,658,287		30,658,287	6.85%
Financial Assistance/Subsidy	201,272		201,272	0.04%
Taxes, Insurance Premiums and Other Fees	1,748,027		1,748,027	0.39%
Labor and Wages	15,658,972	734,467	16,393,439	3.66%
<b>Other Maintenance and Operating Expenses</b>				
Advertising Expenses	767,000		767,000	0.17%
Printing and Publication Expenses	144,250		144,250	0.03%
Representation Expenses	2,325,704		2,325,704	0.52%
Transportation and Delivery Expenses	294,000		294,000	0.07%
Membership Dues and Contributions to Organizations	184,307		184,307	0.04%
Donations	100,000		100,000	0.02%
Major Events and Conventions Expenses	5,961,190		5,961,190	1.33%
<b>Non-Cash Expenses</b>				
Impairment Loss-Loans and Receivables	50,000		50,000	0.01%
Depreciation / Amortization	23,391,789		23,391,789	5.23%
Financial Expenses	21,030,402		21,030,402	4.70%
<b>Total Expenses</b>	<b>446,777,257</b>	<b>911,589</b>	<b>447,688,846</b>	<b>100.00%</b>
<b>Net Income</b>	<b>28,478,670</b>	<b>9,595,955</b>	<b>38,074,625</b>	<b>7.84%</b>

Prepared by:

**Raquel D. Antonio**

Corporate Accounts Analyst

Recommended by:

**Jovita I. Dalmacio**

Department Manager - Administrative,  
Finance and General Services






# Santa Maria WATER DISTRICT

## CASH BUDGET


\*\*\*FOR BUDGET YEAR 2025\*\*\*

	Water		Total	% of Receipts
	Distribution	Septage		
<b>Receipts:</b>				
Collection of Water Bills	456,572,038		456,572,038	93.28%
Collection of Meter Maintenance	2,755,244		2,755,244	0.56%
Collection of Other Revenues	4,334,901		4,334,901	0.89%
Interest Income	50,000		50,000	0.01%
Proceeds from Sale of Fittings (New Installation)	14,084,143		14,084,143	2.88%
Proceeds from Sales of Waste Materials	100,000		100,000	0.02%
Refund of Cash Advance from Contractor	3,000,000		3,000,000	0.61%
Proceeds from Microbiological Testing	57,000		57,000	0.01%
Proceeds from Sale of Fittings (Septage)		31,986	31,986	0.01%
Environmental Fee (Septage)		9,261,873	9,261,873	1.89%
Proceeds from Borrowings			-	0.00%
Discounts	(782,257)		(782,257)	-0.16%
<b>Total Receipts</b>	<b>480,171,069</b>	<b>9,293,860</b>	<b>489,464,929</b>	<b>100.00%</b>
<b>Disbursements:</b>				<b>% of Disbursement</b>
Payment of Operating Expenses:				
Payroll	92,030,719		92,030,719	19.12%
Fuel/Power for Pumping	33,600,000		33,600,000	6.98%
Purchased Water	165,593,501		165,593,501	34.40%
Chemicals	4,387,760		4,387,760	0.91%
Other Operation and Maint. Expenses	97,388,340	911,589	98,299,928	20.42%
Remittance of GSIS/PAG-IBIG/PHIC/Withholding Taxes	9,304,747		9,304,747	1.93%
Other Financial Expenses	35,000		35,000	0.01%
Capital Expenditures	13,375,277		13,375,277	2.78%
Purchase of Septage Fittings		27,814	27,814	0.01%
Tipping Fee to Hagonoy Water District		1,397,374	1,397,374	0.29%
Purchase of WM for NI and Sale of Fittings	12,996,815		12,996,815	2.70%
Sinking Fund (3% of Waterbill Receipts)	3,059,877		3,059,877	0.64%
Guaranty Deposits	5,000		5,000	0.00%
Payments of domestic and foreign loans	53,229,751		53,229,751	11.06%
Provision for Beginning Inventory Balance	(5,948,209)		(5,948,209)	-1.24%
<b>Total Disbursements</b>	<b>479,058,577</b>	<b>2,336,777</b>	<b>481,395,354</b>	<b>100.00%</b>
<b>Net Receipts</b>	<b>1,112,492</b>	<b>6,957,083</b>	<b>8,069,575</b>	<b>1.65%</b>
Cash Balance Jan. 1, 2025	-	-	-	-
<b>Cash Balance Dec. 31, 2025</b>	<b>1,112,492</b>	<b>6,957,083</b>	<b>8,069,575</b>	

Prepared by:

  
**Raquel D. Antonio**  
 Corporate Accounts Analyst

Recommended by:

  
**Jovita I. Dalmacio**  
 Department Manager - Administrative,  
 Finance and General Services





# Santa Maria WATER DISTRICT

## SUMMARY OF BUDGET APPROPRIATION REQUEST

\*\*\*FOR BUDGET YEAR 2023\*\*\*

### A. Personnel Services, Maintenance and Other Operating Expenses and Financial Expenses

A/C No.	EXPENSES	Administrative Department			Commercial Department			Operations Department			TOTAL	% to Total	2024 APPROVED BUDGET	
		Office of the GM & BOD (100)	Administrative Services (110)	Finance (120)	General Services (130)	Customer Accounts (210)	Customer Services (220)	Water Resource (310)	Construction and Maintenance (320)	Engineering Planning & Design (330)				Division Sewerage Management (340)
<b>PERSONNEL SERVICES</b>														
<b>SALARIES AND WAGES</b>														
50101010	Salaries and Wages-Regular	-	59,117,464	-	-	-	-	-	-	-	-	59,117,464	13.21%	75,302,460
50101020	Salaries and Wages-Casual/Contractual	-	931,772	-	-	-	-	-	-	-	-	931,772	0.21%	-
	<b>Total Salaries and Wages</b>	-	<b>60,049,236</b>	-	-	-	-	-	-	-	-	<b>60,049,236</b>	<b>13.41%</b>	<b>75,302,460</b>
<b>OTHER COMPENSATION</b>														
50102010	Personnel Economic Relief Allowance (PERA)	-	4,180,800	-	-	-	-	-	-	-	-	4,180,800	0.93%	4,272,000
50102020	Representation Allowance (RA)	-	360,000	-	-	-	-	-	-	-	-	360,000	0.08%	360,000
50102030	Transportation Allowance (TA)	-	360,000	-	-	-	-	-	-	-	-	360,000	0.08%	360,000
50102040	Clothing/Uniform Allowance	-	1,219,400	-	-	-	-	-	-	-	-	1,219,400	0.27%	1,246,000
50102080	Productivity Incentive Allowance	-	4,123,667	-	-	-	-	-	-	-	-	4,123,667	0.92%	4,968,883
50102100-1	Directors and Committee Members Fee	-	1,737,216	-	-	-	-	-	-	-	-	1,737,216	0.39%	1,737,216
50102100-4	Performance-Based Incentives - Directors	-	828,672	-	-	-	-	-	-	-	-	828,672	0.19%	828,672
50102990	Other Bonuses and Allowances	-	8,524,103	-	-	-	-	-	-	-	-	8,524,103	1.90%	8,055,205
50102110	Hazard Pay	-	-	-	-	-	-	-	-	-	-	-	0.00%	-
50102120	Longevity Pay	-	170,000	-	-	-	-	-	-	-	-	170,000	0.04%	120,000
50102130	Overtime and Night Pay	-	600,492	-	-	-	-	-	-	-	-	600,492	0.13%	753,025
50102150	Cash Gift	-	871,000	-	-	-	-	-	-	-	-	871,000	0.19%	890,000
50102140	Year End Bonus	-	5,004,103	-	-	-	-	-	-	-	-	5,004,103	1.12%	6,275,205
	<b>Total Other Compensation</b>	-	<b>27,979,453</b>	-	-	-	-	-	-	-	-	<b>27,979,453</b>	<b>6.25%</b>	<b>29,866,206</b>
<b>PERSONNEL BENEFITS CONTRIBUTIONS</b>														
50103010	Retirement and Life Insurance Premiums	-	7,199,295	-	-	-	-	-	-	-	-	7,199,295	1.61%	6,777,221
50103020	Pag-IBIG Contributions	-	418,080	-	-	-	-	-	-	-	-	418,080	0.09%	213,600
50103030	PhilHealth Contributions	-	1,478,332	-	-	-	-	-	-	-	-	1,478,332	0.33%	1,648,927
50103040	Employees Compensation Insurance Premiums	-	209,040	-	-	-	-	-	-	-	-	209,040	0.05%	213,600
	<b>Total Personnel Benefits Contributions</b>	-	<b>9,304,747</b>	-	-	-	-	-	-	-	-	<b>9,304,747</b>	<b>2.08%</b>	<b>8,853,349</b>
<b>OTHER PERSONNEL BENEFITS</b>														
50104030	Terminal Leave Benefits	-	2,782,630	-	-	-	-	-	-	-	-	2,782,630	0.62%	3,024,191
50104990	Other Personnel Benefits	-	1,219,400	-	-	-	-	-	-	-	-	1,219,400	0.27%	890,000
	<b>Total Other Personnel Benefits</b>	-	<b>4,002,030</b>	-	-	-	-	-	-	-	-	<b>4,002,030</b>	<b>0.89%</b>	<b>3,914,191</b>
	<b>TOTAL PERSONNEL SERVICES</b>	-	<b>101,335,466</b>	-	-	-	-	-	-	-	-	<b>101,335,466</b>	<b>22.64%</b>	<b>117,936,205</b>
<b>MAINTENANCE AND OTHER OPERATING EXPENSES</b>														
<b>TRAVELING EXPENSES</b>														
50201010	Traveling Expenses - Local	450,000	-	-	311,250	-	-	-	-	-	-	761,250	0.17%	744,000
50201020	Traveling Expenses - Foreign	2,575,000	-	-	-	-	-	-	-	-	-	2,575,000	0.58%	2,575,000
	<b>Total Traveling Expenses</b>	<b>3,025,000</b>	-	-	<b>311,250</b>	-	-	-	-	-	-	<b>3,336,250</b>	<b>0.75%</b>	<b>3,319,000</b>
<b>TRAINING EXPENSES</b>														
50202010	Training Expenses	-	1,552,000	-	-	-	-	-	-	-	-	1,552,000	0.35%	990,000
50202010-1	Training Expenses - Directors	-	1,549,000	-	-	-	-	-	-	-	-	1,549,000	0.35%	1,549,000
	<b>Total Training Expenses</b>	-	<b>3,101,000</b>	-	-	-	-	-	-	-	-	<b>3,101,000</b>	<b>0.69%</b>	<b>2,539,000</b>
<b>SUPPLIES AND MATERIALS EXPENSES</b>														
50203010	Office Supplies Expenses	-	-	-	1,833,019	-	-	-	-	-	-	1,833,019	0.41%	2,421,883
50203020	Accountable Forms Expenses	-	-	144,400	-	-	-	-	-	-	-	144,400	0.34%	1,323,000
50203070	Drugs and Medicines Expenses	-	5,000	-	-	-	-	-	-	-	-	5,000	0.00%	-
50203080	Medical, Dental and Laboratory Supplies Expenses	-	45,000	-	-	-	-	-	-	-	-	45,000	0.01%	-
50203090	Fuel, Oil and Lubricants Expenses	-	-	2,694,575	-	-	-	-	-	-	-	2,694,575	0.60%	2,282,379
50203130	Chemical and Filtering Supplies Expenses	-	-	-	-	-	-	-	-	-	-	4,387,760	0.98%	4,364,580

Handwritten mark or signature.





# Santa Maria WATER DISTRICT

## SUMMARY OF BUDGET APPROPRIATION REQUEST

\*\*\*FOR BUDGET YEAR 2025\*\*\*

### A. Personnel Services, Maintenance and Other Operating Expenses and Financial Expenses

A/C No.	EXPENSES	Administrative Department				Commercial Department				Operations Department				TOTAL	% to Total	2024 APPROVED BUDGET
		Office of the GM & BOD (100)	Administrative Services (110)	Finance (120)	General Services (130)	Customer Accounts (210)	Customer Services (220)	Water Resource (310)	Construction and Maintenance (320)	Engineering & Design (330)	Engineering Division - Sewerage Management (340)					
50203210	Semi-Expendable Machinery and Equipment Expenses	1,653,392	-	-	1,227,848	-	-	225,650	263,800	10,000	-	-	-	3,380,690	0.76%	1,811,772
50203220-2	Semi-Expendable Books	-	-	-	-	-	-	100,019	-	-	-	-	-	-	0.00%	60,000
50203990	Other Supplies and Materials Expenses	-	-	-	1,201,005	5,500	143,765	-	60,563	14,942	177,121	-	-	1,702,915	0.38%	2,012,088
	<b>Total Supplies and Materials Expenses</b>	<b>1,653,392</b>	-	<b>144,400</b>	<b>6,956,447</b>	<b>1,380,500</b>	<b>143,765</b>	<b>4,713,429</b>	<b>324,363</b>	<b>24,942</b>	<b>177,121</b>	-	-	<b>15,568,359</b>	<b>3.48%</b>	<b>14,275,702</b>
50204010	UTILITY EXPENSES	-	-	-	-	-	-	-	-	-	-	-	-	-	-	-
50204020	Water Expenses	-	-	-	-	160,949	-	-	-	-	-	-	-	160,949	0.04%	197,499
	Electricity Expenses	-	-	-	3,138,000	-	-	-	-	-	-	-	-	3,138,000	0.70%	3,138,000
	<b>Total Utility Expenses</b>	-	-	-	<b>3,138,000</b>	<b>160,949</b>	-	-	-	-	-	-	-	<b>3,298,949</b>	<b>0.74%</b>	<b>3,335,499</b>
50205010	COMMUNICATION EXPENSES	-	5,000	-	-	-	-	-	-	-	-	-	-	5,000	0.00%	5,000
50205020-1	Postage and Courier Services	-	-	-	-	-	-	-	-	-	-	-	-	-	-	-
	Telephone Expenses - Subscription Plan (Landline)	139,171	-	-	-	-	-	-	-	-	-	-	-	139,171	0.03%	139,171
50205020-2	Telephone Expenses - Subscription Plan (Mobile)	-	-	-	712,620	-	-	-	-	-	-	-	-	712,620	0.16%	484,152
50205030	Internet Subscription Expenses	-	-	-	93,000	-	-	-	-	-	-	-	-	93,000	0.28%	736,754
50205040	Cable, Satellite, Telegraph and Radio Expenses	-	-	-	-	-	-	-	-	-	-	-	-	-	0.00%	705,000
	<b>Total Communication Expense</b>	<b>1,279,535</b>	-	-	<b>805,620</b>	-	-	-	-	-	-	-	-	<b>2,090,155</b>	<b>0.47%</b>	<b>2,070,077</b>
50206010	AWARDS/REWARDS PRIZES	-	-	-	-	20,000	-	-	-	-	-	-	-	20,000	0.00%	20,000
	Awards/Rewards Expenses	-	-	-	-	20,000	-	-	-	-	-	-	-	20,000	0.00%	20,000
	<b>Total Other Maintenance and Operating Expenses</b>	-	-	-	-	<b>20,000</b>	-	-	-	-	-	-	-	<b>20,000</b>	<b>0.00%</b>	<b>20,000</b>
50209010-2	GENERATION, TRANSMISSION AND DISTRIBUTION EXPENSES	-	-	-	-	-	-	165,593,501	-	-	-	-	-	165,593,501	36.99%	158,152,456
	Generation, Transmission and Distribution Expenses - Purchased Water	-	-	-	-	-	-	165,593,501	-	-	-	-	-	165,593,501	36.99%	158,152,456
50209010-7	Generation, Transmission and Distribution Expenses - Power or Fuel Purchased for Pumping	-	-	-	33,600,000	-	-	-	-	-	-	-	-	33,600,000	7.51%	33,600,000
	<b>Total Generation, Transmission and Distribution Expenses</b>	-	-	-	<b>33,600,000</b>	-	-	<b>165,593,501</b>	-	-	-	-	-	<b>199,193,501</b>	<b>44.49%</b>	<b>191,752,456</b>
50210030-1	CONFIDENTIAL, INTELLIGENCE AND EXTRAORDINARY AND EXPENSES	60,000	-	-	-	-	-	-	-	-	-	-	-	60,000	0.01%	-
	Extraordinary and Miscellaneous Expenses -OGCC	60,000	-	-	-	-	-	-	-	-	-	-	-	60,000	0.01%	-
50210030-2	Extraordinary and Miscellaneous Expenses - GM	135,600	-	-	-	-	-	-	-	-	-	-	-	135,600	0.03%	135,600
	<b>Total Confidential, Intelligence, Extraordinary Expenses</b>	<b>195,600</b>	-	-	-	-	-	-	-	-	-	-	-	<b>195,600</b>	<b>0.04%</b>	<b>135,600</b>
50211010	PROFESSIONAL SERVICES	-	299,300	-	-	-	-	-	-	-	-	-	-	299,300	0.07%	160,000
	Legal Services	-	299,300	-	-	-	-	-	-	-	-	-	-	299,300	0.07%	160,000
50211020	Auditing Services	-	300,000	400,000	-	-	-	-	-	-	-	-	-	550,000	0.12%	360,000
	Consultancy Services	-	300,000	400,000	56,000	-	-	-	-	-	-	-	-	356,000	0.08%	600,000
	<b>Total Professional Services</b>	-	<b>799,300</b>	<b>400,000</b>	<b>56,000</b>	-	-	-	-	-	-	-	-	<b>1,205,300</b>	<b>0.27%</b>	<b>1,120,000</b>
50212010	GENERAL SERVICES	-	-	-	-	-	-	-	-	-	-	-	-	-	0.00%	-
	Environment/Sanitary Services	-	-	-	-	-	-	-	-	-	-	-	-	-	0.00%	-
50212020	Janitorial Services	-	-	-	2,280,000	-	-	-	-	-	-	-	-	2,280,000	0.51%	1,985,830
	Security Services	-	-	-	4,320,000	-	-	-	-	-	-	-	-	4,320,000	0.96%	4,155,700
50212990	Other General Services	-	-	-	404,400	-	-	1,215,000	-	-	-	-	-	1,619,400	0.36%	1,313,625
	<b>Total General Services</b>	-	-	-	<b>7,004,400</b>	-	-	<b>1,215,000</b>	-	-	-	-	-	<b>8,219,400</b>	<b>1.33%</b>	<b>7,455,154</b>

✓





# Santa Maria WATER DISTRICT

## SUMMARY OF BUDGET APPROPRIATION REQUEST

\*\*\*FOR BUDGET YEAR 2025\*\*\*

### A. Personnel Services, Maintenance and Other Operating Expenses and Financial Expenses

A/C No.	EXPENSES	Administrative Department				Commercial Department				Operations Department				TOTAL	% to Total	2024 APPROVED BUDGET
		Office of the GM & BOB (100)	Administrative Services (110)	Finance (120)	General Services (130)	Customer Accounts (210)	Customer Services (220)	Water Resource (310)	Construction and Maintenance (320)	Engineering & Design (330)	Engineering Division Septage Management (340)					
50213040	REPAIRS AND MAINTENANCE Building & Other Structures Repairs and Maintenance-Buildings and Other Structures - Buildings	-	-	-	4,219,582	-	-	52,594	-	-	-	-	-	4,272,176	0.95%	1,848,769
	<b>Total Repairs and Maintenance - Building &amp; Other Structures</b>	-	-	-	<b>4,219,582</b>	-	-	<b>52,594</b>	-	-	-	-	-	<b>4,272,176</b>	<b>0.95%</b>	<b>1,848,769</b>
50213050	Office Equipment, Furnitures and Fixtures Repairs and Maintenance-Machinery and Equipment - Office Equipment	185,830	-	-	652,400	-	-	-	-	-	-	-	-	838,230	0.19%	862,250
50213070	Repairs and Maintenance-Furniture and Fixtures	-	-	-	58,269	-	-	-	-	-	-	-	-	58,269	0.01%	33,585
	<b>Total Repairs and Maintenance - Office Equipment, Furnitures &amp; Fixtures</b>	<b>185,830</b>	-	-	<b>710,669</b>	-	-	-	-	-	-	-	-	<b>896,499</b>	<b>0.20%</b>	<b>895,835</b>
50213050-1	Machineries and Equipment Repairs and Maintenance-Machinery and Equipment - ICT Equipment	38,775	-	-	-	-	-	-	-	-	-	-	-	38,775	0.01%	768,295
50213050-2	Repairs and Maintenance-Machinery and Equipment - Communication Equipment	10,000	-	-	-	-	-	-	-	-	-	-	-	10,000	0.00%	10,000
50213050-3	Repairs and Maintenance-Machinery and Equipment - Construction and Heavy Equipment	-	-	-	150,000	-	-	-	-	-	-	-	-	150,000	0.03%	257,432
50213050-4	Repairs and Maintenance-Machinery and Equipment - Firefighting Equipment and Accessories	-	-	-	162,750	-	-	-	-	-	-	-	-	162,750	0.04%	122,000
	<b>Total Repairs and Maintenance - Machineries &amp; Equipment</b>	<b>48,775</b>	-	-	<b>312,750</b>	-	-	-	-	-	-	-	-	<b>361,525</b>	<b>0.08%</b>	<b>1,157,727</b>
50213060	Transportation Equipment Repairs and Maintenance-Transportation Equipment - Motor Vehicles	-	-	-	1,345,000	-	-	-	-	-	-	-	-	1,345,000	0.30%	1,635,525
	<b>Total Repairs and Maintenance - Transportation Equipment</b>	-	-	-	<b>1,345,000</b>	-	-	-	-	-	-	-	-	<b>1,345,000</b>	<b>0.30%</b>	<b>1,635,525</b>
50213990-1	Repairs and Maintenance - Other Property Plant and Equipment Repairs and Maintenance-Other Property, Plant and Equipment - Power Production Equipment	-	-	-	-	-	-	1,497,572	-	-	-	-	-	1,497,572	0.33%	693,815
50213990-2	Repairs and Maintenance-Other Property, Plant and Equipment - Pumping Equipment	-	-	-	-	-	-	1,359,342	-	-	-	-	-	1,359,342	0.30%	827,005
50213990-3	Repairs and Maintenance-Other Property, Plant and Equipment - Water Treatment Equipment	-	-	-	-	-	-	207,596	-	-	-	-	-	207,596	0.05%	595,926
50213030-4	Repairs and Maintenance-Plant-Utility Plant in Service - Reservoirs and Tanks	-	-	-	-	-	-	1,124,572	25,000	-	-	-	-	1,149,572	0.26%	25,000
50213030-5	Repairs and Maintenance-Plant-Utility Plant in Service - Transmission and Distribution Mains	-	-	-	-	-	-	619,993	2,488,192	-	-	-	-	3,108,185	2.71%	11,910,598
50213030-6	Repairs and Maintenance-Plant-Utility Plant in Service - Services	-	-	-	-	-	-	-	152,120	-	-	-	-	152,120	0.04%	3,462,366
50213030-7	Repairs and Maintenance-Plant-Utility Plant in Service - Meters	-	-	-	-	-	-	532,000	2,724,000	-	-	-	-	3,256,000	2.03%	1,602,967
50213030-9	Repairs and Maintenance-Plant-Utility Plant in Service - Wells	-	-	-	-	-	-	655,000	-	-	-	-	-	655,000	0.15%	-

25





# Santa Maria WATER DISTRICT

## SUMMARY OF BUDGET APPROPRIATION REQUEST

\*\*\*FOR BUDGET YEAR 2023\*\*\*

### A. Personnel Services, Maintenance and Other Operating Expenses and Financial Expenses

A/C No.	EXPENSES	Administrative Department				Commercial Department				Operations Department				2024 APPROVED BUDGET	
		Office of the GM & BOD (100)	Administrative Services (110)	Finance (120)	General Services (130)	Customer Accounts (210)	Customer Services (220)	Water Resource (310)	Construction and Maintenance (320)	Engineering Division		TOTAL	% to Total		
										Planning & Design (330)	Septage Management (340)				
50213990	Repairs and Maintenance-Other Property, Plant and Equipment - Tools, Shops and Garage	-	-	-	10,000	-	-	151,000	-	-	-	-	161,000	0.04%	318,854
	<b>Total Repairs and Maintenance - Other Property, Plant &amp; Equipment</b>	-	-	-	10,000	-	-	6,147,076	19,111,899	5,389,312	-	-	30,658,287	6.85%	19,436,531
50214050	FINANCIAL ASSISTANCE/SUBSIDY	-	-	-	-	201,272	-	-	-	-	-	-	201,272	0.04%	197,088
	Financial Assistance to NGOs/ POs	-	-	-	-	201,272	-	-	-	-	-	-	201,272	0.04%	197,088
	<b>TAXES, INSURANCE PREMIUMS AND OTHER FEES</b>	-	-	-	-	-	-	-	-	-	-	-	-	-	-
50215040	Taxes, Duties and Licenses	-	-	-	335,642	-	-	-	-	-	-	-	335,642	0.12%	293,047
50215020	Fidelity Bonds Premiums	-	155,847	-	-	-	-	201,250	-	-	-	-	155,847	0.03%	149,069
50215030	Insurance Expenses	-	-	-	1,055,288	-	-	-	-	-	-	-	1,055,288	0.24%	536,568
	<b>Total Taxes, Insurance Premiums and Other Fees</b>	-	155,847	-	1,390,930	-	-	201,250	-	-	-	-	1,748,027	0.39%	978,684
50216010	LABOR AND WAGES	-	-	-	-	-	-	-	-	-	-	-	-	-	-
	Labor and Wages	-	15,658,972	-	-	-	-	-	-	-	-	734,467	16,393,439	3.66%	-
	<b>Total Labor and Wages</b>	-	15,658,972	-	-	-	-	-	-	-	-	734,467	16,393,439	3.66%	-
	<b>OTHER MAINTENANCE AND OPERATING EXPENSES</b>	-	-	-	-	-	-	-	-	-	-	-	-	-	-
50299010	Advertising Expenses	-	256,000	-	-	-	-	-	-	-	-	-	-	-	-
50299020	Printing and Publication Expenses	-	-	-	144,250	-	-	-	-	-	-	-	-	-	-
50299030	Representation Expenses	1,891,400	-	-	-	-	-	-	-	-	-	-	1,891,400	0.42%	1,872,400
50299030-1	Representation Expenses - Directors 25%	434,304	-	-	-	-	-	-	-	-	-	-	434,304	0.10%	434,304
50299040	Transportation and Delivery Expenses	-	-	-	-	294,000	-	-	-	-	-	-	294,000	0.07%	323,400
50299060	Membership Dues and Contributions to Organizations	-	-	-	-	-	184,307	-	-	-	-	-	184,307	0.04%	180,507
50299080	Donations	-	100,000	-	-	-	-	-	-	-	-	-	100,000	0.02%	100,000
50299180	Major Events and Conventions Expenses	-	2,961,190	-	-	-	-	-	-	-	-	-	2,961,190	1.33%	1,742,000
	<b>Total Other Maintenance and Operating Expenses</b>	2,325,704	3,317,190	-	144,250	3,294,000	511,000	-	-	-	-	-	9,776,451	2.18%	5,042,611
	<b>Non-Cash Expenses</b>	-	-	-	-	-	-	-	-	-	-	-	-	-	-
50503020	Impairment Loss-Loans and Receivables	-	-	50,000	-	-	-	-	-	-	-	-	50,000	0.01%	50,000
50501040	Depreciation	-	-	23,376,789	-	-	-	-	-	-	-	-	23,376,789	5.22%	22,895,736
50502010	Amortization	-	-	15,000	-	-	-	-	-	-	-	-	15,000	0.00%	15,000
	<b>Total Non-Cash Expenses</b>	-	-	23,441,789	-	-	-	-	-	-	-	-	23,441,789	5.24%	22,960,736
	<b>TOTAL MAINTENANCE AND OTHER OPERATING EXPENSES</b>	8,713,836	23,037,309	24,170,496	60,004,898	5,056,721	654,765	177,922,849	19,436,262	5,414,254	911,589	-	325,322,979	72.67%	280,175,994
	<b>FINANCIAL EXPENSES</b>	-	-	-	-	-	-	-	-	-	-	-	-	-	-
50301040	Bank Charges	-	-	5,000	-	-	-	-	-	-	-	-	5,000	0.00%	5,000
50301990	Other Financial Charges	-	-	10,000	-	-	-	-	-	-	-	-	10,000	0.00%	10,000
50299140	Documentary Stamps Expenses	-	-	20,000	-	-	-	-	-	-	-	-	20,000	0.00%	855,000
50301020-1	Interest Expense - LWUA	-	-	1,988,132	-	-	-	-	-	-	-	-	1,988,132	0.44%	2,342,732
50301020-2	Interest Expense - NHA	-	-	75,098	-	-	-	-	-	-	-	-	75,098	0.02%	82,257
50301020-3	Interest Expense - LBP Office Building	-	-	2,724,181	-	-	-	-	-	-	-	-	2,724,181	0.61%	2,669,846
50301020-4	Interest Expense - PNB	-	-	2,763,257	-	-	-	-	-	-	-	-	2,763,257	0.62%	4,765,610
50301020-7	Interest Expense - ADB	-	-	13,444,734	-	-	-	-	-	-	-	-	13,444,734	3.00%	6,528,068
	<b>Total Financial Expenses</b>	-	-	21,030,402	-	-	-	-	-	-	-	-	21,030,402	4.70%	17,058,513
	<b>TOTAL FINANCIAL EXPENSES</b>	-	-	21,030,402	-	-	-	-	-	-	-	-	21,030,402	4.70%	17,058,513
	<b>Total Budget (P.S., MOOE &amp; FE)</b>	8,713,836	124,372,775	45,200,897	60,004,898	5,056,721	654,765	177,922,849	19,436,262	5,414,254	911,589	-	447,688,846	100%	415,170,713

Handwritten signature or mark.





# Santa Maria WATER DISTRICT

## SUMMARY OF BUDGET APPROPRIATION REQUEST

\*\*\*FOR BUDGET YEAR 2023\*\*\*

### B. Capital Outlay

A/C No.	Description	Administrative Department						Commercial Department				Operations Department				Total	% to Total CO				
		Office of the GM & OBOD (100)		Administrative Services (110)		Finance (120)		General Services (130)		Customer Accounts (210)		Customer Services (220)		Water Resource (310)				Construction & Maintenance (320)		Engineering	
		Qty	Amount	Qty	Amount	Qty	Amount	Qty	Amount	Qty	Amount	Qty	Amount	Qty	Amount			Qty	Amount	Qty	Amount
10602990-1	<b>Capital Outlay</b>																				
	<b>Other Land Improvements</b>																				
	Proposed ROW Improvement PS 15																				
	Patag																				
	<b>Total Other Land Improvements</b>																				
10604990-1	<b>Other Structures</b>																				
	Installation of Remote Surveillance of Pump Station																				
	<b>Total Other Structures</b>																				
10605020-1	<b>Office Equipment</b>																				
	Camera Lens	1	50,000																		
	Conference Room Acoustic Panels																				
	<b>Total Office Equipment</b>	1	50,000																		
10605030-1	<b>Information and Communications Technology Equipment</b>																				
	Desktop Computer - Middle	17	952,952																		
	Desktop Computer - Max	2	181,200																		
	Laptop	2	145,600																		
	Disk Station - File Server	1	180,000																		
	Physical Server	1	900,000																		
	Server Operating System	1	73,632																		
	Barrier Equipment	1	600,000																		
	<b>Total Information and Communications</b>	25	3,033,384																		
10605080-1	<b>Construction and Heavy Equipment</b>																				
	Electric Chipping Hammer																				
	<b>Total Construction and Heavy Equipment</b>																				
10606010-1	<b>Motor Vehicles</b>																				
	Four Wheel Vehicle Pick Up																				
	Four Wheel Vehicle Dropside																				
	Four Wheel Vehicle Wagon Type																				
	Motorcycle																				
	Tricycle Sidecar (Cargo / Box Type)																				
	<b>Total Motor Vehicles</b>																				
10608990-3	<b>Other Property, Plant and Equipment - Pumping Equipment</b>																				
	VFD Power Card 5.5kw 200V																				
10608990-4	<b>Other Property, Plant and Equipment - Water Treatment Equipment</b>																				
	Chemical Dosing Pump																				
10603110-2	<b>Plant-Utility Plant In Service - Meters</b>																				
	Electromagnetic Flowmeter 1000Mm																				
	Flow Meter Display																				
10608990-8	<b>Other Property, Plant and Equipment - Tools, Shop and Garage Equipment</b>																				
	Remote Telemetry Outstation (Pressure Data Logger)																				
	Portable Turbidimeter																				

5



